

Federal Board of Intermediate &
Secondary Education,
Islamabad



IMPACT REPORT OF FBISE ANNUAL EXAMINATIONS RESULTS 2021




Table of contents

Table of contents	i
Message from the Chairman FBISE.....	iv
Acknowledgement.....	v
Executive Summary.....	vi
1 BENEFITS OF EVALUATION IMPACT	
1.1. Rationale	1
1.2. Benefits for Teachers	1
1.3. Benefits for Learners.....	1
1.4. Benefits for Schools	1
2 DETAILS ABOUT FBISE EXAM DATA FOR IMPACT STUDY	
2.1. Key Findings:.....	2
3 STUDY PARAMETERS	
3.1. Province Wise	3
3.2. Status Wise.....	3
3.3. Directorate Wise.....	3
3.4. City Wise.....	3
3.5. Institution Wise	3
3.6. Subject Wise.....	3
3.7. Gender Wise.....	3
3.8. Comparative Analysis	4
3.8.1. Province Wise	4
3.8.2. Status Wise (Regular / Ex / Private)	4
3.8.3. Directorate Wise	4
3.8.4. City Wise	4
3.8.5. Institution Wise.....	4
3.8.6. Gender Wise.....	5
3.8.7. Subject Wise (SSC).....	5
3.8.8. Subject Wise (HSSC).....	5
4 ANALYSES	
4.1. Secondary School Certificate (SSC) Analysis	6
4.1.1. Province Wise Students Mean Percentage Marks	6
4.1.2. Province and Group Wise Students Mean Percentage Marks	7
4.1.3. Province Wise Students Mean Percentage Marks	8

4.1.3.1.	Appearing status wise Students Mean Percentage Marks	8
4.1.3.2.	Appearing and Group Wise Students Mean Percentage Marks ...	8
4.1.4.	Directorate Wise Students Mean Percentage Marks.....	9
4.1.5.	Directorate and Group Wise Students Mean Percentage Marks.....	10
4.1.6.	City Wise Students Mean Percentage Marks.....	11
4.1.7.	City and Group Wise Students Mean Percentage Marks.....	15
4.1.8.	Institution Wise Students Mean Percentage Marks	23
4.1.9.	Directorate Wise Students Mean Marks in Biology and Chemistry	87
4.1.10.	Directorate Wise Students Mean Marks in Computer Science and English.....	88
4.1.11.	Directorate Wise Students Mean Marks in General Science, Islamic Studies and Islamyat	89
4.1.12.	Directorate Wise Students Mean Marks in General Mathematics and Mathematics.....	90
4.1.13.	Overall Male and Female Students Mean Percentage Marks	91
4.1.14.	Directorate Wise Male and Female Students Mean Percentage Marks.....	92
4.1.15.	Province Wise Male and Female Students Mean Percentage Marks...	92
4.2.	Higher Secondary School Certificate (HSSC) Analyses	93
4.2.1.	Province Wise Students Mean Percentage Marks	93
4.2.1.1.	Province and Group Wise Students Mean Percentage Marks	93
4.2.1.2.	Appearing status wise Students Mean Percentage Marks	96
4.2.1.3.	Appearing and Group Wise Students Mean Percentage Marks .	96
4.2.1.4.	Directorate Wise Students Mean Percentage Marks	97
4.2.1.5.	Directorate and Group Wise Students Mean Percentage Marks	98
4.2.1.6.	City Wise Students Mean Percentage Marks	99
4.2.1.7.	City and Group Wise Students Mean Percentage Marks	102
4.2.1.8.	Institution Wise Students Mean Percentage Marks.....	114
4.2.1.9.	Directorate Wise Students Mean Marks in Biology and Chemistry.....	135
4.2.1.10.	Directorate Wise Students Mean Marks in Computer Science, Computer Studies and English.....	136
4.2.1.11.	Directorate Wise Students Mean Marks in Islamic Studies and Pakistan Studies	137
4.2.1.12.	Directorate Wise Students Mean Marks in Mathematics and Physics.....	138

4.2.1.13. Overall Male and Female Students Mean Percentage Marks..	139
4.2.1.14. Province Wise Male and Female Students Mean Percentage Marks.....	139



Message from the Chairman FBISE

FBISE is an examining body which conducts examinations at Secondary and Higher Secondary levels. Apart from Pakistan, its scope also encompasses international mandate. Being an internationally operating examination body, FBISE is well aware of its importance and the worth of the examinations conducted by it. In order to standardize the examinations and facilitate all stakeholders of FBISE, concerted efforts are being made in the form of indigenous thought process and acquisition of feedback, based on critical analysis from the relevant stakeholders and clients.

Qualitative improvement in the overall examination system like SLO based examination system, Digital Attendance Monitoring System (DAMS), On Screen Marking of Answer Scripts, and development of Question Items Bank (QIB) are some emblematic achievements of FBISE. This impact study will add substance to the aspects of validity and reliability of assessment especially in the context of comparative analysis of various aspects of examinations. The booklet in hand is the outcome of the comprehensive academic quantitative and systematic approach towards examination results and its statistics leading to effective teaching. Teachers, learners and schools can benefit themselves and develop a good sense of where they want to get to. The baseline data i.e. Annual Examinations 2021 results may provide long term benefits to teachers, learners and schools to enhance motivation, access to effective learning, staff development and improved teaching learning across the whole school.

I take this opportunity to thank the honorable Federal Minister of Federal Education and Professional Training, Rana Tanveer Hussain and the honorable Federal Secretary of Federal Education and Professional Training, Mr. Aamir Ashraf Khawaja for their patronage and shared vision for achievement of Sustainable Development Goals (SDGs) by considering FBISE an essential partner in the process.

I also extend my gratitude to all the participants who played their part in the development of this impact study. It was their efforts and dedication to help realize the envisaged idea of developing a document which will be instrumental in the process of examinations and ensure quality assessment conforming to international standards.

**QAISAR ALAM
CHAIRMAN
FBISE, Islamabad**

Acknowledgement

Federal Board of Intermediate and Secondary Education (FBISE) is an examining body conducting SSC and HSSC levels examinations within the country and abroad. FBISE is committed to provide quality education through a fair, transparent, efficient system, state-of-the-art infrastructural, technology and objective evaluation opportunities to all its students.

FBISE has successfully conducted all examinations in different disciplines. FBISE, has taken the initiative to give feedback to the affiliated institutions, Directorates and other stakeholders about the performance of their students. For this purpose, Impact Report of FBISE 2021 result has been prepared based on different variables. It is sincerely hoped that this report will be helpful to stakeholders for improvement of performance of their students as well as teachers and overall system academically and administratively.

I am grateful to the Chairman FBISE for entrusting the responsibility of preparing this Impact Report and extending his able guidance. I am also grateful to Punjab Examination Commission (PEC) and their technical experts for generating report on the FBISE results. My thanks are due to Fatima Tahira, Director (Registration and Sports) for her value review and comments to improve the Impact Report.

At the end, I am especially thankful to Syed Zulfiqar Shah, Deputy Secretary (Research and Academics) FBISE, for taking keen interest in improving the Impact report as per international dimensions.

MIRZA ALI
DIRECTOR (Research & Academics)
FBISE, Islamabad

Executive Summary

This is the first efforts made by Federal Board of Intermediate and Secondary Education that how to inform and give feedback to the affiliated institutions, directorates and other stakeholders within the country and abroad. Impact study based on the results of SSC and HSSC Annual examinations 2021 is one of the key steps to inform the relevant stakeholders.

In this phase the core subjects of SSC and HSSC are analyzed in different dimensions. The main focus area of the study is to report the achievement level of the different directorates. Furthermore, the achievement of students are reported with reference to provinces, cities, institutions etc. The report is generated on the students where participation rate of regular students are 88%, private students were 11% and one percent ex-students. It is important to mention that regular students significantly performed better (68%) as compared to private students (48%) and consequently regular students both in science and humanities groups are better than private students.

SECONDARY SCHOOL CERTIFICATE (SSC) ANALYSIS

Key findings of the Secondary School Certificate (SSC) of the core subjects are given as under:

Provinces and Areas Findings:

Sindh performance in science and Humanities group are higher than rest of all provinces and areas but it is good to say that mostly all provinces and areas are near to average score except Gilgit Baltistan. It is also observed that the number of students in Punjab are much greater than other provinces. Mean marks in Punjab province is greater than the total mean marks. This reflects that Punjab also performed better. Similarly, it is also observed that in Humanities group number of students in Federal directorate of education is much greater with low standard deviation than other provinces so we also conclude that in Federal directorate the performance of students are also better than other provinces. It is further stated that females are leading in their achievement as compared to counter parts across the country.

Directorates Findings: (Group Wise Performance)

- 40% of the directorates got more than 80% results and greater than the average results of 66%. The northern area directorate performance is less than the average score of 66%. Therefore, special focus on the students of these three directorates is required to enhance learning achievements of the students and can be raised at least to the average result of the Federal Board.
- FDE and Private Directorates performed better in Humanities group due to their large number of participation rate and have low standard deviation.
- Statistically, Pak Navy, Pak Army and Fauji Foundation Directorates performed better and their performance are more than 80% in both science and humanities groups.
- It is important to mention that Skardu, Chilas and Gilgit directorates' performance in both Science and Humanities groups are less than 60% and their performance is less than all other directorates.

Cities Wise:

- There were 172 cities where 2021 examination was conducted. Among these cities there are 35 cities where average percentage of marks is more than 80%. The interesting results are shown by seven cities where the average percentage marks crossed 90%.
- There are 55% cities that got average percentage marks more than 70% and very encouraging performance of the participating cities.

Institutions wise:

- It is observed that there are 53 schools in the list that got 90% and more mean percentage marks.
- There are 242 schools that have an average mean percentage marks in the range of 80% -89%.

Subject Wise: (Biology, Chemistry, Computer Science, English, Islamiat)

- Nine directorates performed very well. Each directorate crossed 50 marks in each subject
- Garrison directorate led in Biology while KRL directorate led in chemistry.
- Among all directorates, Pak-Navy, Fouji Foundation directorates comparatively performed better as compared to their counterparts in core subject of computer Science, while Cadet Colleges performed better in English as compared to their counterparts.
- Similarly, Pak-Army directorate comparatively performed better as compared to their counterpart in core subjects of General Science and Islamic Studies, while Garrison performed better in Islamiat as compared to their counterparts.
- Pak-Army directorate comparatively performed better as compared to their counterpart in core subject of mathematics I-II (General), while PAF-Education performed better in mathematics (Science) as compared to their counterpart.
- The female students performed better as compared to their counterpart male students in both groups.

HIGHER SECONDARY SCHOOL CERTIFICATE (HSSC) ANALYSES

Country and Province Wise:

Participation rate of students from Punjab and Federal (Islamabad) are significantly higher than other provinces and areas. Consequently, the result of Punjab (67%) is better than their counterpart except Sindh result, but the Sindh student's participation rate is significantly lower than Punjab.

Likewise in overall performance of male and female, province wise too female performed better than their counterparts. In each province females are leading in their achievement as compared to counter parts. It is also encouraging that girls are almost same in participation ratio with their counterparts in HSSC level

Group wise:

- It is observed that Commerce group candidates are greater in Federal directorate (Islamabad) as compared to other provinces and their mean marks percentage

achieved is 52.58 with low standard deviation and performed better. Statistically overseas directorate performed higher as compared to other directorates.

- In Humanities group, number of candidates at Federal (Islamabad) are greater than as compared to Gilgit Baltistan (second maximum student's participated) and consequently mean percentage marks is high in federal area as compared to GB.
- In Medical Technology, Federal (Islamabad) performed better than Punjab although candidates in Federal are much greater than Punjab
- In Pre-Engineering group, Punjab province stood first because number of students appeared is greater than all other regions and its standard deviation is less than other regions of Pakistan.
- In Pre-Medical group, candidates appeared in Punjab are much greater than other places in Pakistan and its standard deviation is too low than others. Federal (Islamabad) is at second with respect to numbers of candidates, performance and standard deviation.
- In Science General Group, candidates appeared in Punjab are much greater than other places in Pakistan and its standard deviation is too low than others. Federal (Islamabad) is at second with respect to numbers of candidates, performance and standard deviation.
- In this report we observed that Mean Percentage Marks of regular candidates is higher than other status of candidates, Number of students is also higher than other status students and standard deviation of regular candidates are also less than other status students

Directorates wise:

- It is observed that 9 (45%) directorates got more than 70% mean percentage marks. This is good trends in HSSC level. The data further shows that 5 (25%) directorates got less than 60% mean percentage marks. This achievement level can be increased by the directorates through formative assessment of the targeted students and capacity building workshop of teachers.

City wise:

- 5% cities got 80% or more mean percentage marks.
- 23% cities got mean percentages marks in range of 70%-79%
- 42% cities got mean percentage marks in range of 60%-69%
- only 30% cities results are below the range of 60%

It is further stated that students mean marks percentage in Islamabad, Rawalpindi and Wah Cantt are also better. It is because number of candidates are much greater than other cities and it can be assumed that in these cities educational environment is favorable for the students, teachers and educational institutions. Achievement trends of cities in HSSC is good and consistent with SSC performance.

Institution wise:

- The table shows that only 2 institutions got 90 % mean percentage marks out of 583 institutions in HSSC.
- Data shows that 39 institutions got mean marks at the range of 80%-89%

- Data further shows that 127 institutions got mean marks at the range of 70%-79%.
- The data further shows that 183 institutions got mean marks at the range of 60%-69%

Subject wise:

- The graph shows that PAF Education directorate performed better in Biology-I and Biology-II as compared to their counterparts.
- Fauji Foundation directorate performed better in chemistry-I and Chemistry-II as compared to their counterparts.
- Pak-Navy and Fauji Foundation got maximum mean marks in Computer Science-I and Computer Science-II as compared to their counterparts.
- Pak- Navy, Fauji Foundation and Garrison got maximum mean marks in English-I as compared to their counterparts.
- Garrison and Fauji Foundation got maximum mean marks in English –II as compared to their counterparts.
- Garrison directorate got maximum mean marks in computer studies as compared to their counterparts
- Pak-Navy got maximum mean marks in Islamic Studies-I and Islamic Studies-II as compared to their counterparts.
- Pak- Navy, Fauji Foundation and Garrison got maximum mean marks in Pakistan Studies as compared to their counterparts.
- Garrison directorate got maximum mean marks in Mathematics-I and Mathematics-II as compared to their counterparts.
- Garrison, Fauji Foundation directorates got maximum mean marks in Physics-I and Physics-II as compared to their counterparts.

BENEFITS OF EVALUATION IMPACT

1.1. Rationale

Evaluating impact is not new to most of us. It's simply more systematic and thoughtful approach towards effective teaching where the teachers will develop a good sense of where they want the learner to get to.

Evaluation of exam data whether of internal (institution's level) or external (by national or international examination bodies) provide benefits for teachers learners and schools.

1.2. Benefits for Teachers

- i) Understanding learners
- ii) Empowerment
- iii) Motivation
- iv) Expertise
- v) Wider Skills

1.3. Benefits for Learners

- i) Access to effective learning
- ii) Self reflection

1.4. Benefits for Schools

- i) Teachers work together to share ideas.
- ii) Improved teaching & learning across the whole school
- iii) Staff development
- iv) Effective allocation of resources.

DETAILS ABOUT FBISE EXAM DATA FOR IMPACT STUDY

As said earlier that data can be numerical (quantitative) but it can also be non-numerical i.e., qualitative or sometime we can use mixture of both for evaluation purpose. For example, in order to evaluate student's well-being, we simply can't rely on exam grades i.e., quantitative data but will surely rely on attendance data, records of discussion, class participation and discussion with students and teachers.

The only data that matters for this study is the final examination grades / results data of FBISE Annual Examination 2021. Of course examination results are important for schools, learners and their families as they can tell us a lot. Baseline data is FBISE Exam Results which authenticates that this study, right from its starting point, is based on evidence rather than assumptions.

2.1. Key Findings:

Before proceeding ahead on the analysis of exam results data, it has been assumed that following salient features of respective academic year were observed by FBISE students and institutions:

- i) All regular students must have all opportunities of learning environment,
- ii) All teachers must have equal qualification and deliver same quality of lectures,
- iii) Increased learning attitude towards their students,
- iv) Utilization of equal time (one academic year) for preparation of exams,
- v) No discrimination of paper with reference to difficulty level of Question Papers.

STUDY PARAMETERS

Exam results data of SSC & HSSC Annual Examination 2021 held by FBISE has been observed and analyzed on following parameters:

3.1. Province Wise

- i) Province Wise Students Mean Percentage Marks
- ii) Province & Group Wise Students Mean Percentage Marks

3.2. Status Wise

- i) Status Wise Students Mean Percentage Marks
- ii) Status & Group Wise Students Mean Percentage Marks

3.3. Directorate Wise

- v) Directorate Wise Students Means Percentage Marks
- vi) Directorate & Group Wise Students Means Percentage Marks

3.4. City Wise

- vii) City Wise Students Means Percentage Marks
- viii) City & Group Wise Students Means Percentage Marks

3.5. Institution Wise

- ix) Institution Wise Students Means Percentage Marks

3.6. Subject Wise

- x) Directorate Wise Students Means Marks in Major Subjects.

3.7. Gender Wise

- xi) Overall Gender Wise Students Means Percentage Marks
- xii) Directorate Wise Male & Female Students Means Percentage Marks
- xiii) Province Wise Male & Female Students Means Percentage Marks

3.8. Comparative Analysis

3.8.1. Province Wise

S. #	Level	Basis	Leading Province
1.	SSC	Maximum No. of Candidates	PUNJAB
2.	HSSC	Maximum No. of Candidates	PUNJAB

3.8.2. Status Wise (Regular / Ex / Private)

S. #	Level	Basis	Leading Status
1.	SSC	Maximum No. of Candidates	Regular Candidate
2.	HSSC	Maximum No. of Candidates	Regular Candidate

3.8.3. Directorate Wise

S. #	Level	Basis	Leading Directorate
1.	SSC	Maximum No. of Candidates	Private
2.	HSSC	Maximum No. of Candidates	Private

3.8.4. City Wise

S. #	Level	Basis	Leading City(ies)
1.	SSC	Maximum No. of Students	Islamabad
2.	HSSC	Maximum No. of Students	Islamabad

3.8.5. Institution Wise

S. #	Level	Basis	Leading School / College
1.	SSC	Maximum No. of Candidates	Sir Syed High School Campus- IV Godwal, Wah Cantt
2.	HSSC	Maximum No. of Candidates	Punjab College Attock Refinery Road, Opp Ayub Park Rawalpindi

3.8.6. Gender Wise

S. #	Level	Basis	Leading Gender
1.	SSC	Maximum Male Candidates	Male
2.	HSSC	Maximum Female Candidates	Female

3.8.7. Subject Wise (SSC)

S. #	Subject	Leading Directorate
1.	Biology	Garrison Directorate
2.	Chemistry	KRL Education Directorate
3.	Computer Science	Fauji Foundation Education Directorate
4.	Islamic Studies	Pak Army Education Directorate
5.	Islamiat Compulsory	Garrison Directorate
6.	Mathematics	PAF Education Directorate Peshawar
7.	Maths (General)	Fauji Foundation Education Directorate

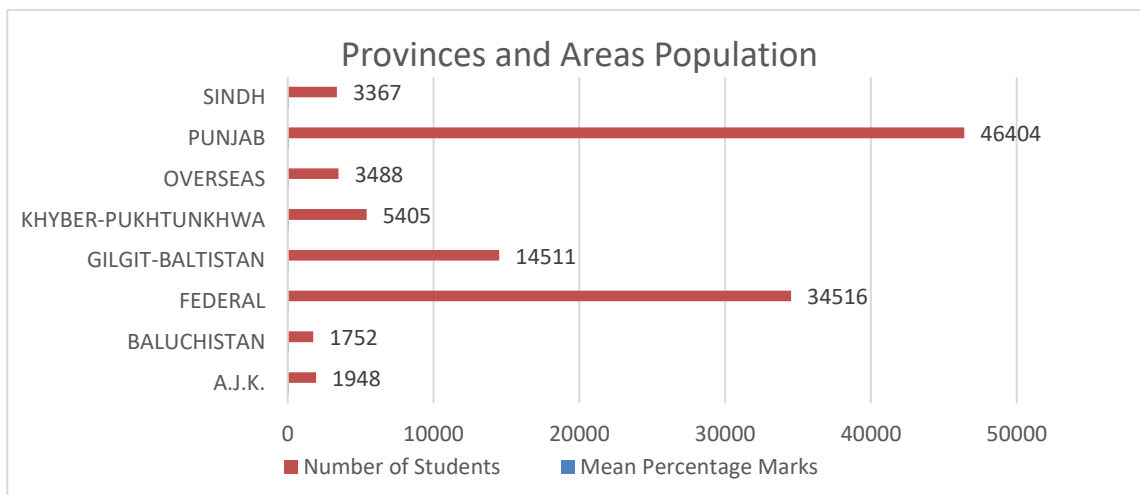
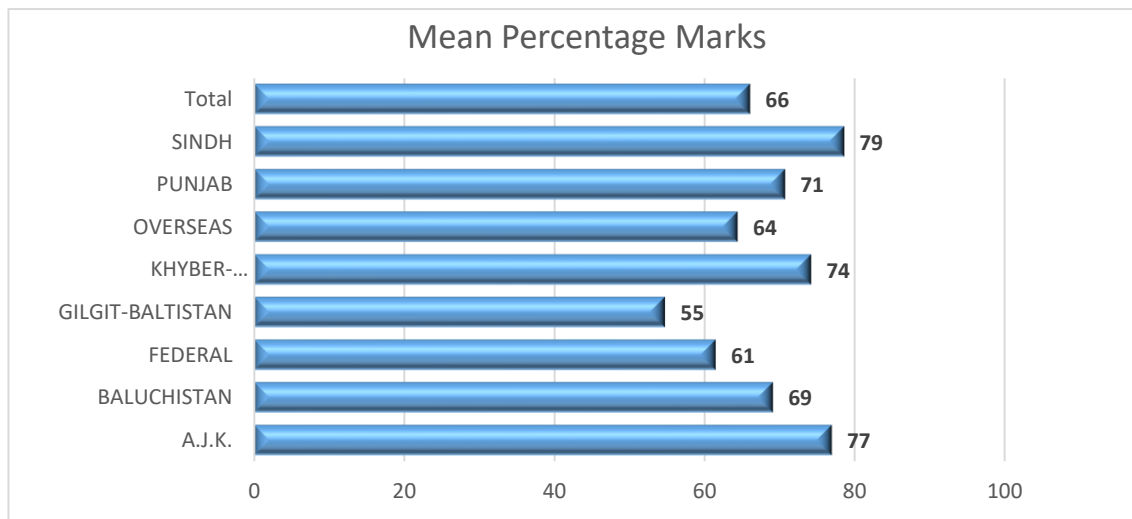
3.8.8. Subject Wise (HSSC)

S. #	Subject	Leading Directorate
1.	Biology	PAF Education Directorate Peshawar
2.	Chemistry	Fauji Foundation Education Directorate
3.	Computer Science	Pak Navy Education Directorate Islamabad
4.	English	Fauji Foundation Education Directorate
5.	Islamic Studies	Pak Navy Education Directorate Islamabad
6.	Pakistan Studies	Garrison Directorate
7.	Mathematics	Garrison Directorate
8.	Physics	Fauji Foundation Education Directorate

ANALYSES

4.1. Secondary School Certificate (SSC) Analysis

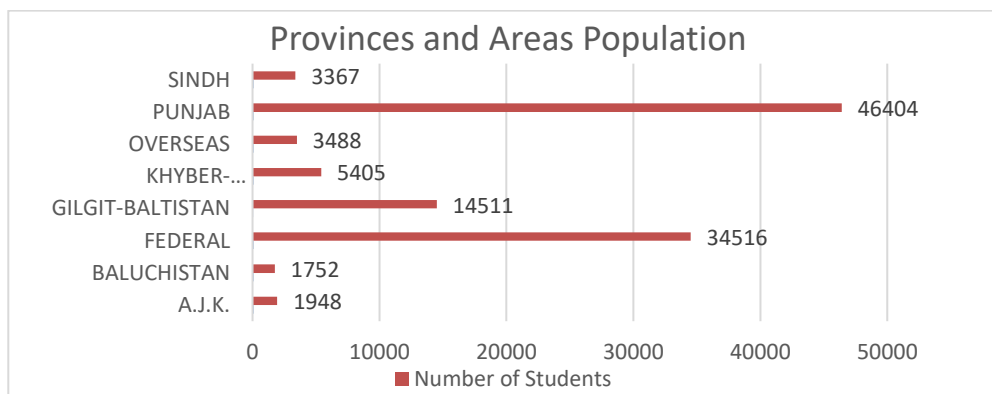
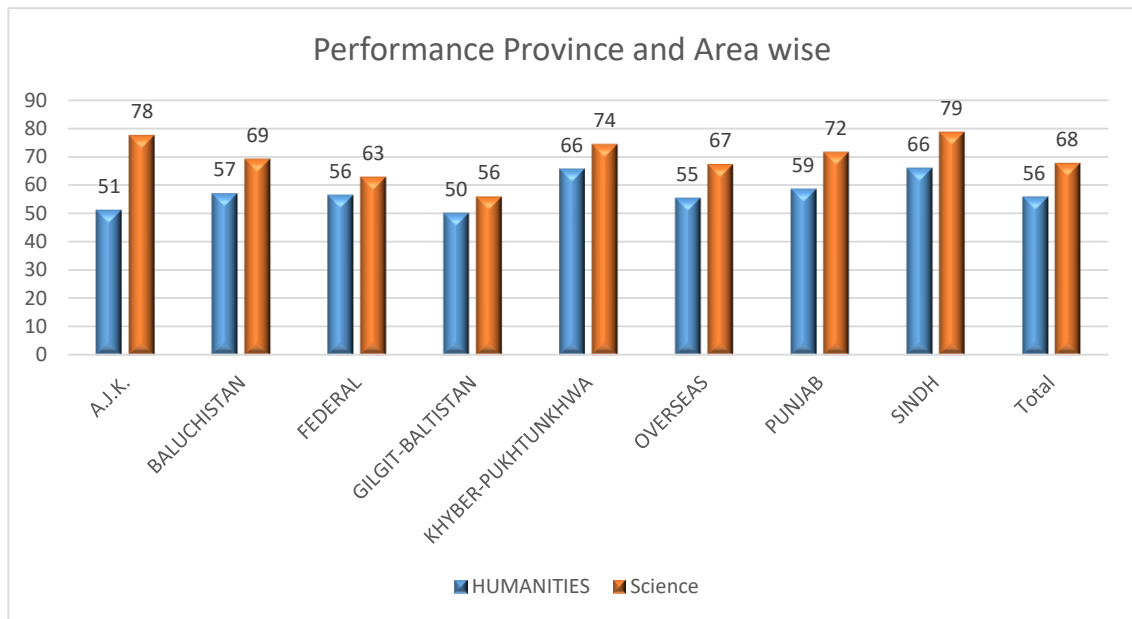
4.1.1. Province Wise Students Mean Percentage Marks



Sindh and AJK performance are higher than rest of all provinces and areas but it is good to say that mostly all provinces are near to average score except Gilgit Baltistan.

It's also observed that the number of students in Punjab are much greater than other provinces. Mean marks in Punjab province is greater than the total mean marks. This reflects that Punjab also better performed.

4.1.2. Province and Group Wise Students Mean Percentage Marks

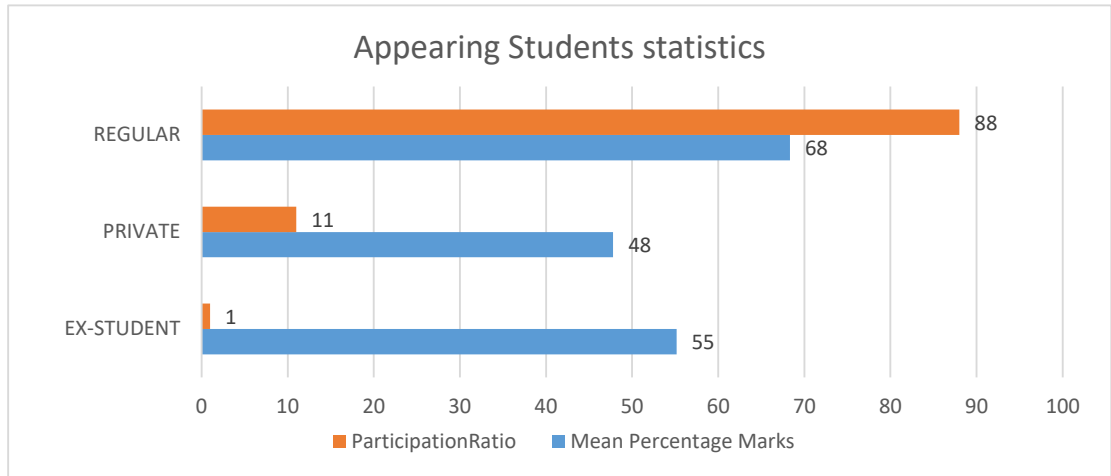


The graph shows that statistically Sindh performed better as compared to other provinces and areas both in science and humanities group. The remaining province and area average scores both in science and humanities groups are consistent except in A.J.K. where science group performed better than the humanities group.

It's also observed that in the humanities group, the number of students in the federal directorate of education is much greater with a low standard deviation than other provinces, so we also conclude that in the federal directorate, the performance of students is also better than other provinces. While in the science group, Punjab has a greater number of students than other provinces and areas with a low standard deviation, and the mean score of Punjab is greater than the total mean score. This feature also reflects that Punjab performed better in the science group.

4.1.3. Province Wise Students Mean Percentage Marks

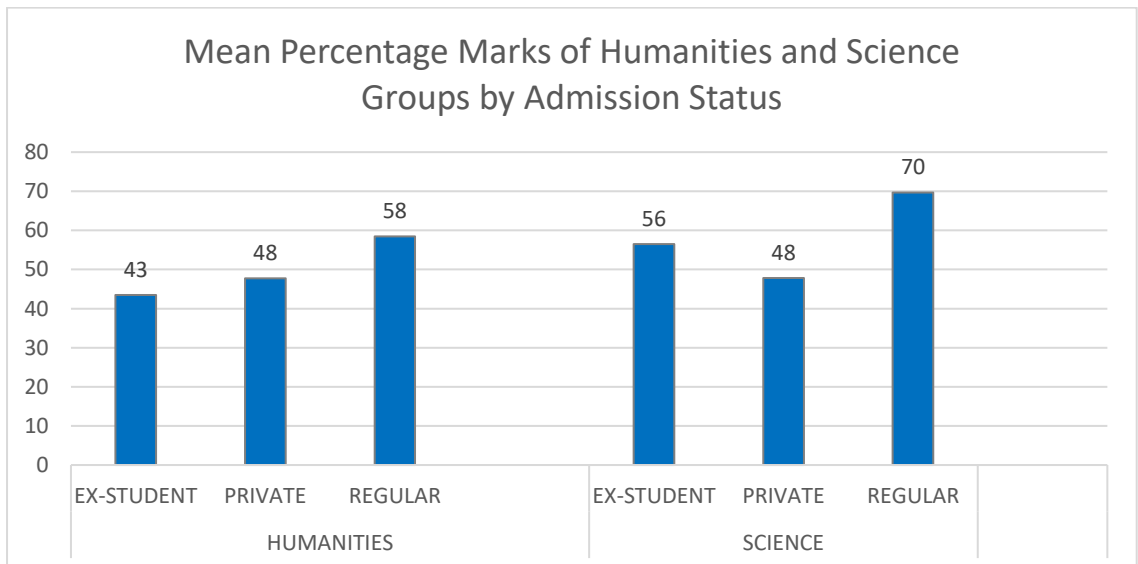
4.1.3.1. Appearing status wise Students Mean Percentage Marks



1. The graph shows that participation ratio of regular students in FBISE is significantly higher (88%) than the private enrolled students (11%). It is good to know that only 1% of ex-students enrolled in the examination and can be assumed that most of the students passed their examination.

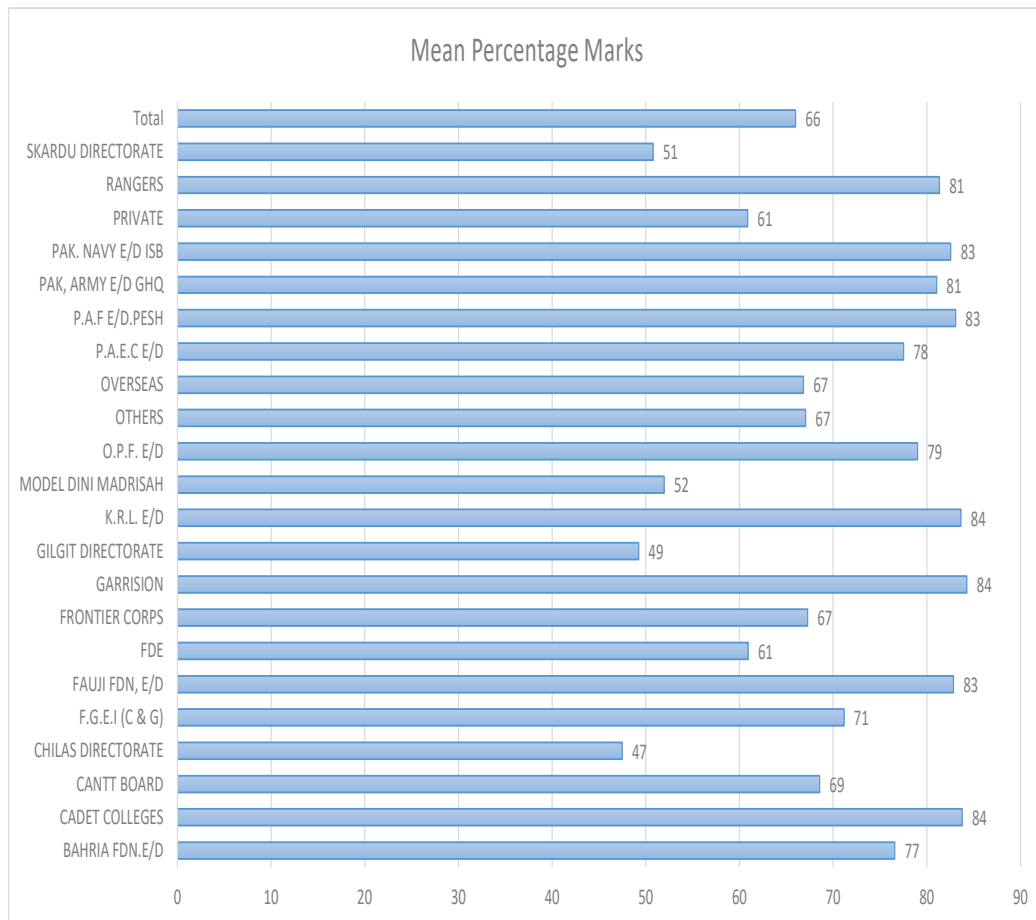
2. The performance of regular students (68%) are significantly higher than private students (48%).

4.1.3.2. Appearing and Group Wise Students Mean Percentage Marks



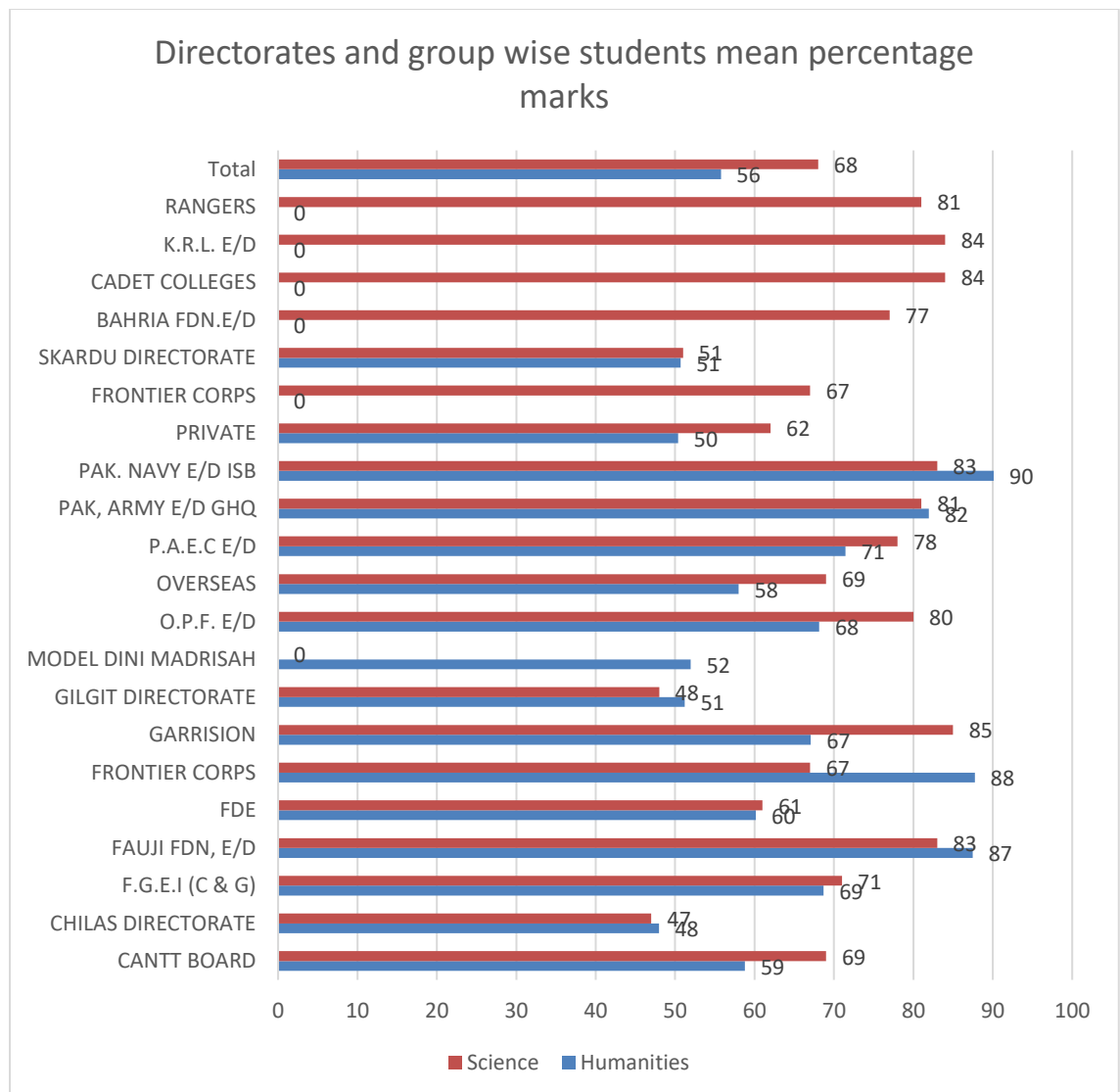
The graph shows that regular students performed better both in science as well as humanities group. Private student's performance in both groups are equal.

4.1.4. Directorate Wise Students Mean Percentage Marks



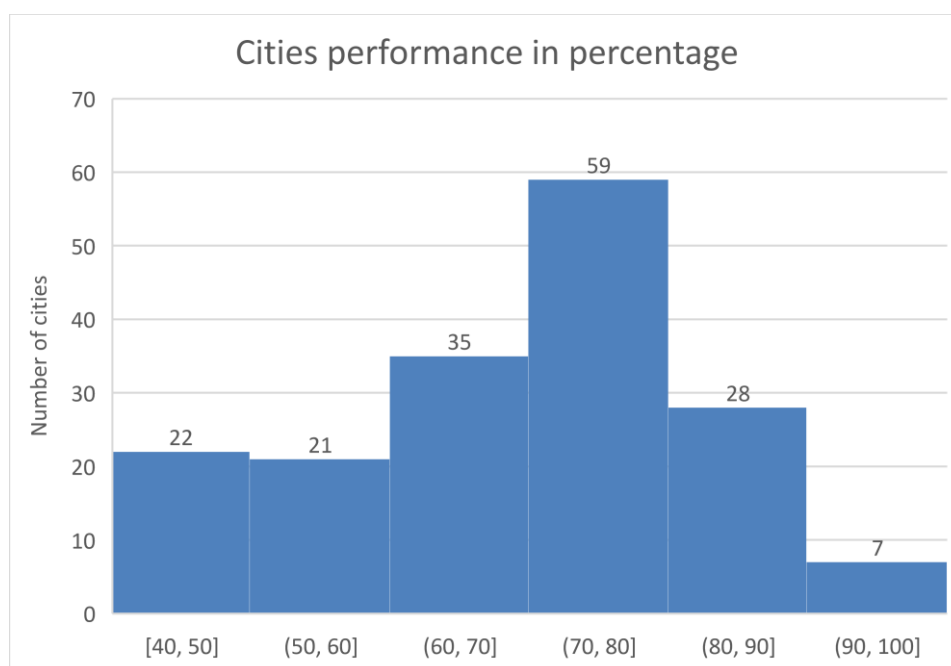
The graph shows that 40% of the directorates got more than 80% results and greater than the average results of 66%. The northern area directorates performance are less than the average score of 66%. Therefore special focus on the students of these three directorates are required to enhance learning achievement of the students and can be raised at least to the average result of the federal board.

4.1.5. Directorate and Group Wise Students Mean Percentage Marks



- In Directorate wise, FDE and Private Institutions have low standard deviation and number of students are too high. It is concluded that both directorates are working well in Humanities group
- In group wise performance, Pak Navy, Pak Army and Fauji Foundation directorates performed better and their performance are more than 80% in both groups.
- Skardu, Chilas and Gilgit directorate's performance in both groups are less than 60% and their performance are less than all other directorates.

4.1.6. City Wise Students Mean Percentage Marks



- The graph shows that there are 35 cities where average percentage of marks are more than 80%. Among these cities, the interesting results are shown by seven cities where their average percentage marks crossed 90%. (See adjacent table for more details)
- The amazing finding is that 55% cities got average percentage marks more than 70% and very encouraging performance of the participating cities.
- It is observed that in city wise, number of students in Islamabad are more than other cities appeared in examination with low standard error.

Table of City Wise Students Mean Percentage Marks

City	Mean	N	Std. Deviation
ABBOTTABAD	72.54	992	17.888
Abu Dhabi Municipality	63.44	145	18.235
AHMADPUR EAST	80.87	103	12.854
Ajman	61.96	18	12.273
Ajman City	67.94	167	16.204
Al Ain City	54.04	75	13.114
Al Fujairah City	68.59	34	12.963
Al Huf?f	71.47	17	20.666
Al Jubayl	73.66	63	19.794
ALI ABAD HUNZA	54.54	451	14.144
ASTORE SUB-	49.99	403	13.708
ATTOCK	70.03	1975	18.359
BADIN	62.60	29	17.284
BAGH	74.07	213	18.907
BAHAWALNAGAR	80.85	106	12.771
BAHAWALPUR	75.64	672	17.486
BANNU	72.84	19	17.748
BARNALA	76.42	45	18.321

City	Mean	N	Std. Deviation
Benghazi	63.73	29	11.551
BHIMBER	68.70	159	20.092
Buraydah	71.78	18	21.668
Cairo	80.64	1	.
CHAMAN	58.51	32	13.253
CHILAS SUB- CHORBAT	49.44	418	11.684
CHUNIAN	46.91	100	10.375
D.I.KHAN	77.16	166	17.238
DADYAL	78.39	194	14.209
DAGHONI	56.40	68	16.651
DAHARKI	45.86	343	9.266
DAHARKI	91.46	11	5.382
DAREL/TANGIR SUB-	46.81	369	9.581
DEPALPUR	71.21	39	15.179
DERA BUGTI SUB-	58.64	39	14.645
DERA MURAD JAMALI SUB-	42.62	5	3.272
DINA	72.38	326	16.684
Doha	68.51	303	20.060
Dubai	59.99	190	17.605
FATEH JANG	58.34	34	12.886
FATEHPUR THAKIALA	76.75	32	13.014
FORTABBAS	72.92	17	13.111
Gahkuch	44.95	141	9.330
GAMBA	53.55	454	14.021
GHAZI	75.01	372	17.293
GHOTKI	83.83	34	15.390
GILGIT SUB-	56.88	3604	17.371
GOJAL HUNZA	50.84	95	11.572
GUJAR KHAN	57.03	16	16.319
GUJRANWALA	79.13	610	16.409
GUJRAT	81.17	78	12.682
GUPIS	41.89	203	6.712
Ha'il	89.41	6	20.873
HAFIZABAD	86.74	27	8.420
HAJIRA	84.09	40	15.847
HARIPUR	83.79	67	12.980
HATTIAN BALA	53.85	14	16.923
HAVELIAN	62.40	205	18.564
HAZRO	67.03	101	20.953
HYDERABAD	75.07	255	13.953
ISHKOMAN	43.71	166	9.871
ISLAMABAD	61.68	33796	18.904
JACOBABAD	83.91	45	12.677
Jeddah	64.39	375	17.602
JHANG	78.01	14	15.639
JHELUM	76.19	723	16.733
KABAL	68.19	151	15.490
KAHUTA	78.79	253	15.066

City	Mean	N	Std. Deviation
KALLAR KAHAR	77.90	155	14.868
KALLAR SAYADDAN	66.39	55	16.788
Kamra	75.32	726	17.318
KARACHI	80.20	1894	13.802
KASHMORE	75.84	11	16.892
KASUR	84.97	9	14.033
Khamis Mushait	75.99	25	21.153
KHANEWAL	83.98	124	12.957
KHANPUR	73.99	59	13.390
KHAPLU SUB-	56.72	548	15.541
KHARAN SUB-	47.36	1	.
KHARIAN	74.11	727	19.166
KHARMANG SUB-	49.42	295	11.826
Khobar	71.70	167	19.973
KHUSHAB	73.05	33	13.949
KHUZDAR SUB-	50.00	24	15.550
KOHAT	79.01	514	15.643
KOHLU	66.67	56	14.944
KORANGI	78.31	122	13.484
KOT CHUTTA	80.79	25	14.415
KOTLI	77.85	193	17.387
KOTRI	88.78	99	10.103
Kuwait City	59.42	371	19.764
LAHORE	79.79	2831	16.389
LORALAI	72.60	61	12.028
MAILSI	86.05	73	13.013
MAKIN	72.25	26	12.537
MALAKWAL	77.35	42	12.068
MALIR	73.54	465	16.111
Manama	66.17	222	18.552
MANDI BHAUDDIN	76.89	149	18.449
MANSEHRA	68.21	53	17.677
MARDAN	74.71	442	15.930
MASHABBRUM SUB-	47.44	281	12.771
MASTUNG SUB-	46.42	5	15.434
Mecca	54.18	35	17.477
Medina	63.57	98	20.086
MIANWALI	79.89	861	14.510
MIRAN SHAH	77.72	22	6.426
MIRPUR	71.52	159	17.900
MIRPUR KHAS	69.09	18	18.055
MONG	64.54	34	14.803
MULTAN CITY	73.20	841	18.668
MULTAN SADDAR	85.71	113	11.696
MURREE	74.05	477	19.786
Muscat	64.30	136	19.588
MUZAFFARABAD	77.84	652	18.823
NAGAR	49.08	589	12.489
Najaf	77.97	6	16.236

City	Mean	N	Std. Deviation
NAWABSHAH	76.82	28	14.170
New Delhi	94.77	2	1.736
NOWSHERA	75.72	855	15.716
NULL	48.91	1401	13.956
NUSHKI SUB-	61.14	34	13.829
OKARA	77.02	396	17.060
ORMARA	90.32	56	7.802
PALLANDARI	91.10	35	8.273
PANO AQIL	67.60	146	18.683
PASRUR	54.16	10	14.110
PESHAWAR	71.82	1124	17.769
PHANDAR	50.08	74	10.162
PIPLAN	72.06	10	7.303
PISHIN SUB-	70.64	3	6.319
PUNIAL	48.56	463	11.095
QUETTA	67.25	1079	18.905
RAHIM YAR KHAN	82.05	169	14.752
Ras Al Khaimah	72.12	54	15.599
RAWALAKOT	87.11	323	12.638
RAWALPINDI	68.34	21478	19.495
Riyadh	61.47	330	20.448
RONDU	49.68	229	11.893
ROUNDU	48.18	48	12.803
SADIQABAD	78.78	29	9.404
SARAI ALAMGIR	92.59	164	5.882
SARGODHA	82.08	1161	15.262
SERWEKAI	58.79	26	14.609
SHAHRIG	81.81	185	13.067
Sharjah	63.13	258	19.771
SHIGAR SUB-	52.26	589	14.485
SHONTHAR	49.04	414	12.027
SHORKOT	81.89	244	17.138
SIALKOT	75.94	842	18.137
SIBI SUB-	62.70	74	18.731
SIKANDAR ABAD NAGAR	54.18	192	13.610
SKARDU SUB-	62.55	3610	19.981
Sohar	68.01	60	22.891
SUI SUB-	88.06	141	10.550
SUKKUR	84.87	24	12.741
Ta'if	67.52	38	21.369
Tabuk	94.86	7	4.535
TALA GANG	68.37	10	16.801
TALL	72.98	19	14.934
TAXILA	66.67	1769	20.442
Tehran	84.52	8	17.220
Tongzhou	74.75	5	16.739
TOPI	80.68	34	15.871
Tripoli	57.17	39	20.354
UPPER	93.54	95	6.187
UPPER KURRAM	72.96	74	15.338

City	Mean	N	Std. Deviation
WAH CANTT	66.37	7017	19.224
WANA	76.38	120	10.853
YASIN	43.11	333	7.926
ZAFARWAL	80.64	49	14.255
ZHOB SUB-	63.74	95	16.874
ZIARAT SUB-	84.10	47	5.925
Total	66.00	111391	19.790

4.1.7. City and Group Wise Students Mean Percentage Marks

Group	City	Mean Percentage Marks	Number of Students	Std. Deviation
HUMANITIES	ABBOTTABAD	62.43	46	15.534
	Abu Dhabi Municipality	53.70	61	14.150
	Ajman	58.24	11	10.860
	Ajman City	62.78	68	13.514
	Al Ain City	50.17	12	13.733
	Al Fujairah City	42.91	1	.
	Al Huf?f	35.91	1	.
	ALI ABAD HUNZA	50.83	119	11.124
	ASTORE SUB-	46.65	116	9.432
	ATTOCK	69.69	41	17.954
	BAGH	34.82	2	1.414
	BAHAWALPUR	53.27	1	.
	BHIMBER	55.55	11	10.347
	CHILAS SUB-	48.13	53	10.070
	DADYAL	48.48	24	10.272
	DAGHONI	43.42	79	7.302
	DAREL/TANGIR SUB-	54.72	60	12.368
	DINA	53.40	28	12.566
	Doha	56.37	105	16.206
	Dubai	54.12	101	13.444
	FATEH JANG	51.53	16	11.361
	Gahkuch	38.66	4	4.883
	GAMBA	49.65	221	11.133
	GILGIT SUB-	52.60	609	11.611
	GOJAL HUNZA	53.95	29	9.997
	GUJAR KHAN	50.38	10	8.251
	GUJRANWALA	46.17	7	13.111

Group	City	Mean Percentage Marks	Number of Students	Std. Deviation
	GUJRAT	76.18	1	.
	GUPIS	42.65	59	6.796
	HYDERABAD	74.33	5	9.303
	ISHKOMAN	41.88	46	6.250
	ISLAMABAD	56.78	7797	15.662
	Jeddah	55.76	82	12.381
	JHELUM	65.33	35	13.236
	KALLAR KAHAR	44.64	2	.643
	Kamra	54.68	7	17.555
	KARACHI	68.37	46	17.267
	Khamis Mushait	33.82	1	.
	KHAPLU SUB-	46.68	70	10.665
	KHARIAN	64.31	55	13.569
	KHARMANG SUB-	49.97	90	11.736
	Khobar	57.30	31	16.383
	KOHAT	65.73	10	12.455
	Kuwait City	53.53	38	12.223
	LAHORE	74.37	255	15.299
	MALIR	52.15	10	9.537
	Manama	56.00	62	13.163
	MANDI BAHAUDDIN	48.36	2	13.114
	MANSEHRA	56.77	2	22.177
	MASHABBRUM SUB-	46.72	55	11.163
	Mecca	55.27	3	13.186
	Medina	54.85	27	15.273
	MIANWALI	68.17	21	17.336
	MIRPUR	48.66	7	5.984
	MULTAN CITY	61.84	18	16.453
	MURREE	56.64	2	23.013
	Muscat	49.55	20	10.706
	MUZAFFARABAD	58.24	5	19.194
	NAGAR	51.93	192	12.279
	NOWSHERA	65.42	35	11.044
	NULL	48.41	470	13.992
	OKARA	64.98	18	13.423
	PANO AQIL	49.09	1	.
	PESHAWAR	67.58	103	12.145
	PHANDAR	42.81	27	4.282

Group	City	Mean Percentage Marks	Number of Students	Std. Deviation
	PUNIAL	44.87	41	9.496
	QUETTA	55.68	23	13.502
	Ras Al Khaimah	58.05	6	12.819
	RAWALPINDI	55.72	2273	17.027
	Riyadh	49.40	46	13.112
	RONDU	49.93	134	11.928
	ROUNDU	46.57	35	13.274
	SARAI ALAMGIR	72.83	6	6.415
	SARGODHA	62.47	5	11.552
	Sharjah	53.98	101	14.694
	SHIGAR SUB-	52.36	203	13.002
	SHONTHAR	49.10	114	9.596
	SIALKOT	67.09	2	34.455
	SIKANDAR ABAD NAGAR	51.42	48	10.281
	SKARDU SUB-	52.09	611	14.006
	Ta'if	38.09	1	.
	TALL	41.82	1	.
	TAXILA	51.52	59	15.006
	Tongzhou	57.09	1	.
	WAH CANTT	62.62	620	17.049
	YASIN	42.36	50	7.547
ZHOB SUB-	87.73	1	.	
Total	55.77	15948	15.710	
SCIENCE	ABBOTTABAD	73.03	946	17.856
	Abu Dhabi Municipality	70.51	84	17.659
	AHMADPUR EAST	80.87	103	12.854
	Ajman	67.81	7	12.844
	Ajman City	71.49	99	16.992
	Al Ain City	54.78	63	12.975
	Al Fujairah City	69.37	33	12.331
	Al Huf'f	73.69	16	19.131
	Al Jubayl	73.66	63	19.794
	ALI ABAD HUNZA	55.87	332	14.871
	ASTORE SUB-	51.34	287	14.899
	ATTOCK	70.04	1934	18.372
	BADIN	62.60	29	17.284
	BAGH	74.44	211	18.602
	BAHAWALNAGAR	80.85	106	12.771
	BAHAWALPUR	75.67	671	17.478

Group	City	Mean Percentage Marks	Number of Students	Std. Deviation
	BANNU	72.84	19	17.748
	BARNALA	76.42	45	18.321
	Benghazi	63.73	29	11.551
	BHIMBER	69.67	148	20.315
	Buraydah	71.78	18	21.668
	Cairo	80.64	1	.
	CHAMAN	58.51	32	13.253
	CHILAS SUB-	49.63	365	11.900
	CHORBAT	46.91	100	10.375
	CHUNIAN	77.16	166	17.238
	D.I.KHAN	78.39	194	14.209
	DADYAL	60.73	44	17.927
	DAGHONI	46.59	264	9.670
	DAHARKI	91.46	11	5.382
	DAREL/TANGIR SUB-	45.28	309	8.113
	DEPALPUR	71.21	39	15.179
	DERA BUGTI SUB-	58.64	39	14.645
	DERA MURAD JAMALI SUB-	42.62	5	3.272
	DINA	74.16	298	15.909
	Doha	74.95	198	18.920
	Dubai	66.66	89	19.386
	FATEH JANG	64.39	18	11.227
	FATEHPUR THAKIALA	76.75	32	13.014
	FORTABBAS	72.92	17	13.111
	Gahkuch	45.13	137	9.375
	GAMBA	57.26	233	15.429
	GHAZI	75.01	372	17.293
	GHOTKI	83.83	34	15.390
	GILGIT SUB-	57.75	2995	18.202
	GOJAL HUNZA	49.47	66	12.015
	GUJAR KHAN	68.12	6	20.986
	GUJRANWALA	79.51	603	16.059
	GUJRAT	81.23	77	12.752
	GUPIS	41.58	144	6.676
	Ha'il	89.41	6	20.873
	HAFIZABAD	86.74	27	8.420
	HAJIRA	84.09	40	15.847

Group	City	Mean Percentage Marks	Number of Students	Std. Deviation
	HARIPUR	83.79	67	12.980
	HATTIAN BALA	53.85	14	16.923
	HAVELIAN	62.40	205	18.564
	HAZRO	67.03	101	20.953
	HYDERABAD	75.09	250	14.043
	ISHKOMAN	44.41	120	10.888
	ISLAMABAD	63.16	25998	19.534
	JACOBABAD	83.91	45	12.677
	Jeddah	66.80	293	18.098
	JHANG	78.01	14	15.639
	JHELUM	76.74	688	16.711
	KABAL	68.19	151	15.490
	KAHUTA	78.79	253	15.066
	KALLAR KAHAR	78.33	153	14.464
	KALLAR SAYADDAN	66.39	55	16.788
	Kamra	75.52	719	17.207
	KARACHI	80.50	1848	13.580
	KASHMORE	75.84	11	16.892
	KASUR	84.97	9	14.033
	Khamis Mushait	77.75	24	19.657
	KHANEWAL	83.98	124	12.957
	KHANPUR	73.99	59	13.390
	KHAPLU SUB-	58.20	478	15.605
	KHARAN SUB-	47.36	1	.
	KHARIAN	74.91	672	19.342
	KHARMANG SUB-	49.17	205	11.886
	Khobar	74.99	136	19.298
	KHUSHAB	73.05	33	13.949
	KHUZDAR SUB-	50.00	24	15.550
	KOHAT	79.27	504	15.595
	KOHLU	66.67	56	14.944
	KORANGI	78.31	122	13.484
	KOT CHUTTA	80.79	25	14.415
	KOTLI	77.85	193	17.387
	KOTRI	88.78	99	10.103
	Kuwait City	60.09	333	20.354
	LAHORE	80.32	2576	16.398
	LORALAI	72.60	61	12.028
	MAILSI	86.05	73	13.013

Group	City	Mean Percentage Marks	Number of Students	Std. Deviation
	MAKIN	72.25	26	12.537
	MALAKWAL	77.35	42	12.068
	MALIR	74.01	455	15.911
	Manama	70.10	160	18.868
	MANDI BAHAUDDIN	77.28	147	18.235
	MANSEHRA	68.66	51	17.599
	MARDAN	74.71	442	15.930
	MASHABBRUM SUB-	47.62	226	13.150
	MASTUNG SUB-	46.42	5	15.434
	Mecca	54.08	32	17.991
	Medina	66.89	71	20.782
	MIANWALI	80.18	840	14.322
	MIRAN SHAH	77.72	22	6.426
	MIRPUR	72.57	152	17.564
	MIRPUR KHAS	69.09	18	18.055
	MONG	64.54	34	14.803
	MULTAN CITY	73.45	823	18.645
	MULTAN SADDAR	85.71	113	11.696
	MURREE	74.12	475	19.767
	Muscat	66.84	116	19.677
	MUZAFFARABAD	77.99	647	18.755
	NAGAR	47.71	397	12.372
	Najaf	77.97	6	16.236
	NAWABSHAH	76.82	28	14.170
	New Delhi	94.77	2	1.736
	NOWSHERA	76.16	820	15.740
	NULL	49.16	931	13.939
	NUSHKI SUB-	61.14	34	13.829
	OKARA	77.59	378	17.016
	ORMARA	90.32	56	7.802
	PALLANDARI	91.10	35	8.273
	PANO AQIL	67.73	145	18.684
	PASRUR	54.16	10	14.110
	PESHAWAR	72.24	1021	18.189
	PHANDAR	54.26	47	10.229
	PIPLAN	72.06	10	7.303
	PISHIN SUB-	70.64	3	6.319
	PUNIAL	48.92	422	11.184

Group	City	Mean Percentage Marks	Number of Students	Std. Deviation
	QUETTA	67.50	1056	18.932
	RAHIM YAR KHAN	82.05	169	14.752
	Ras Al Khaimah	73.87	48	15.115
	RAWALAKOT	87.11	323	12.638
	RAWALPINDI	69.83	19205	19.226
	Riyadh	63.42	284	20.766
	RONDU	49.33	95	11.899
	ROUNDU	52.50	13	10.722
	SADIQABAD	78.78	29	9.404
	SARAI ALAMGIR	93.34	158	4.373
	SARGODHA	82.17	1156	15.225
	SERWEKAI	58.79	26	14.609
	SHAHRIG	81.81	185	13.067
	Sharjah	69.02	157	20.407
	SHIGAR SUB-	52.21	386	15.224
	SHONTHAR	49.01	300	12.845
	SHORKOT	81.89	244	17.138
	SIALKOT	75.96	840	18.115
	SIBI SUB-	62.70	74	18.731
	SIKANDAR ABAD NAGAR	55.10	144	14.465
	SKARDU SUB-	64.68	2999	20.344
	Sohar	68.01	60	22.891
	SUI SUB-	88.06	141	10.550
	SUKKUR	84.87	24	12.741
	Ta'if	68.31	37	21.086
	Tabuk	94.86	7	4.535
	TALA GANG	68.37	10	16.801
	TALL	74.71	18	13.260
	TAXILA	67.19	1710	20.408
	Tehran	84.52	8	17.220
	Tongzhou	79.16	4	15.612
	TOPI	80.68	34	15.871
	Tripoli	57.17	39	20.354
	UPPER	93.54	95	6.187
	UPPER KURRAM	72.96	74	15.338
	WAH CANTT	66.73	6397	19.385
	WANA	76.38	120	10.853
	YASIN	43.24	283	7.997

Group	City	Mean Percentage Marks	Number of Students	Std. Deviation
	ZAFARWAL	80.64	49	14.255
	ZHOB SUB-	63.48	94	16.779
	ZIARAT SUB-	84.10	47	5.925
	Total	67.71	95442	19.886
TECHNICAL	ISLAMABAD	47.09	1	.
	Total	47.09	1	

In HUMANITIES GROUP, Islamabad provides much more good result with respect to mean percentage marks and comparatively low standard deviation and low standard error. While in SCIENCE GROUP maximum number of students appeared from Federal Capital / ICT so standard deviation and low standard error and show consistency of students.

4.1.8. Institution Wise Students Mean Percentage Marks

Institution	Mean percentage Marks	Number of Students	Std. Deviation
Army Public School, Sector-B, Orchard Area, DHA Phase-I, Islamabad	84.19	72	11.426
Frontier Corps Public School Kharan, C/O 60 Wing, Nushki Militia Kharan, Balochistan.	47.36	1	.
Jahangir Shaheed FC Public School, Kohlu, C/O Post Box No. 26, Dera Ghazi Khan	66.66	55	15.081
Jinnah Hall Public High School, G.T Road, Asifabad, Lala Rukh, Wah Cantt	78.62	18	13.532
Rangers Public School Kasur, Near Khan Mehal Cinema, Larry Adda Road, Kasur	88.83	8	8.474
Rangers Public School, P.O. Puklian (Area Bajwat), 21 Wing Marala, Teh& Distt Sialkot.	84.39	18	12.109
Sir Syed College Campus-II, Quaid Avenue, Wah Cantt	76.6	310	13.653
501 Model Secondary School, 501 Central Wksp EME Chaklala, Rawalpindi Cantt	73.15	82	14.436
502 Model College, Lalazar, Rawalpindi Cantt.	76.06	99	13.759
A-ONE CITY MODEL HIGH SCHOOL, A-ONE CITY HOUSING SCHEMES BREWERY ROAD, QUETTA	43.11	37	10.71
Abdul Razzaq Fazaia College, Mianwali	83.12	251	11.463
Abruzi Higher Secondary School Shigar, Distt. Skardu (Gilgit-Baltistan)	62.65	17	16.922
Academy of Secondary Education, Nai Abadi G.T Road, Rawat (F.A), Islamabad	65.78	24	18.677
Advance Learning School, Ashraf Town, Pindorian, Islamabad	79.38	11	12.578
Aery Public High School, Lane No. 10, Quaid-e-Azam Colony, Rawalpindi	58.28	94	18.034
Afro - Asian School System, KannahPul,Bilal Town, Lethrar Road, Islamabad.	57.48	8	15.722
Ahmed Faizi Govt Boys Higher Secondary School Askurdas, Distt. Nagar-I (Gilgit-Baltistan)	48.27	6	14.9
AIM HIGH SCHOOL & MONTESSORI, SIMLY DAM ROAD, BHARA KAHU, ISLAMABAD	68.1	8	15.086
Air Base Inter College, Mushaf, Sargodha Cantt.	88.52	193	8.537
Air Foundation School System (Dhamial Campus), Lane # 6, London PLaza, Quaid e Azam Colony, Dhamial Road, Rawalpindi.	59.77	100	14.718
Air Foundation School System, 101-A Harley Street, Rawalpindi Cantt	42.38	5	5.283
Air Foundation School System, G-15 Campus, Shaheenabad, Chungi No. 26,Main Peshawar Road,Post Office Tarnol, Islamabad.	53.11	125	15.508
Air Foundation School System, H.No. 435-B, St. 17, PWD Housing Society, Islamabad	57.89	105	15.531

Institution	Mean percentage Marks	Number of Students	Std. Deviation
Air Foundation School System, New Lalazar Campus House No 1 Sarwar Street, Main Defence Road, Askari-14 Post Office DhamaSydean, Adyala Road, Rawalpindi.	54.04	41	15.291
Al Huda Model School, CB. 13, Lane 01, Phase-II, Wah Model Town, Wah Cantt	74.49	23	15.237
Al Huda Model School, Imran St, Abid Majeed Road, Rawalpindi Cantt	75.39	30	15.675
Al Mustafa Public School and College, Mustafa Bagh, MajiniMuhallah, Gilgit (Gilgit-Baltistan)	52.08	118	14.362
Al Noor Islamic Model School, Sharifabad, P.O. Korai (F.A.), Islamabad	61.79	51	16.941
Al-Almas International School, P.O.Box No. 8381, Al-Matar, Hail, Saudi Arabia	89.41	6	20.873
Al-Amaal English High School, P. O Box; 4462, Sharjah, U.A.E	62.21	68	18.835
Al-Aqeeq International School, Abe Baker Al Siddeaq Road, Al-Madina Al-Munawara,(Saudi Arabia)	76.07	18	20.059
Al-Arif Public School, Near Banazir Chowk, Naglis Pung, Skardu (Gilgit-Baltistan)	52.68	39	16.213
Al-Asar Public School Ghowari, Tehsil Daghoni, District Ghanche. (Gilgit-Baltistan)	44.41	4	15.305
Al-Asr Public School, Gilgit (Gilgit Baltistan)	50.07	134	13.475
Al-Aziz Leaders College of Modern Science, Station Morr Near Taxila Museum, Taxila Cantt	71.88	62	13.093
Al-Buraq School System, P.O. Box Nilore, Lehtrar Road, DarkalaMor, Islamabad	56.01	121	13.948
Al-Farabi Islamic School & Degree College, Near Tumair Stop, Nilore, (F.A) Islamabad	57.14	296	16.06
Al-Farabi Islamic School and Degree College, Lane No.7,Main ParkRoadChatta Bakhtawar, Islamabad	53.73	30	18.311
Al-Firdous Community Model School, Street 5,Saiban Hills, Satra meelBhara Kahu, Islamabad.	57.15	16	17.924
Al-Hadid Army Public School, Sarwar Road, Quetta Cantt.	73.32	25	12.391
Al-Hamd School Of Islam & Modern Science, Ziarat Wali House Raja Akhtar Kayani Road, Adjacent to AlHamd Islamic University, Shahpur, Bhara Kau, Islamabad.	75.35	6	14.148
Al-Harmain Education System, St. 14, Phase 4-B, Ghouri Town, Islamabad	58.34	10	18.637
Al-Haytham School of Knowledge, Near Ashiana Chowk Allahabad, Westridge III, Rawalpindi.	58.49	24	13.999
Al-Hijrah Residential School, Jinnah Campus, Ziarat, (Balochistan)	84.1	47	5.925
Al-Huda Montessori & School, Gudwal Road, Wah Cantt	77.3	54	18.103

Institution	Mean percentage Marks	Number of Students	Std. Deviation
Al-Hujjat Public School, Airport Road, Shagari Kalan, Skardu (Gilgit-Baltistan)	50.26	46	15.597
AL-IBAD SCHOOL, 13 SHERPAO COLONY, COMMITTEE CHOWK, RAWALPINDI	68.07	17	14.853
Al-Mehboob Model Academy, Village Chamogarh, Teh. & Distt. Gilgit (Gilgit-Baltistan)	52.69	21	10.187
Al-Mehdi Higher Secondary School, Chalt Bala Nagar-II (Gilgit-Baltistan)	48.97	43	14.409
Al-Mizan College, Al-Mizan Complex, Gillani Avenue, Motorway Chowk, JhangiSyedan, Islamabad	41.27	18	6.425
Al-Murtaza Education System Skardu, Al-Murtaza Colony, Near Abdullah Hospital, Skardu (Gilgit-Baltistan)	52.4	7	15.862
Al-Mustafa Higher Secondary School, Ali Abad, Satellite Town, Skardu (Gilgit-Baltistan)	43.04	15	7.9
Al-Qalam Public School, HargisaShaqthang Mehdi Colony, New Ranga Skardu, (Gilgit-Baltistan)	62.8	59	18.007
Al-Qalam Public School, St.No.3, Allama Iqbal Colony, Rawalpindi Cantt	59.89	39	16.238
Al-Sabah Sakura Academy, Al-Sabah Chowk, River View Road, Sonikote, Gilgit (Gilgit-Baltistan)	52.43	22	9.181
Al-Saif Army Public School Nakial, By Pass Road Tehsil & P/O Nakial, Distt. Kotli A.J.K	69.49	26	16.774
Al-Suffah College, Ali Town, PAF Road Mianwali.	81.11	97	11.776
Al-Wadood Institute of Professional Studies, Main Murree Road, Near HBL, Bhara Kahu (F.A), Islamabad	47.21	29	15.231
Al-Zahra Model School & College Skardu. Haider Chowk Aliabad Skardu. (Gilgit-Baltistan)	68.52	40	17.622
AlBadar School & College System, Hayal-Chakri Road Link, Off Chakri Road, Near Peer Mehr Ali Shah Town, Rawalpindi.	69.97	54	14.976
Ali Trust College, Lehtar Road, Khanna (F.A), Islamabad	95.72	54	2.843
Ali Trust Model School, St. 01, Jabbah Town, Lehtar Road, Khanna (F.A), Islamabad	80.75	43	11.654
Aliya Public School, Marapi, Distt. Shigar (Gilgit-Baltistan)	66.39	19	17.706
All City Leadership School & College, Main Barma Road, Pindorian, Madina Town, P.O Tarlai, Islamabad	53.28	96	15.288
Allama Iqbal Grammar School, Farooq Colony, Sargodha Cantt.	76.67	37	14.693
Allama Iqbal Model School, Lane No. 1, Quaid-E-Azam Colony, Dhamial Camp, Rawalpindi Cantt	66.54	50	17.29

Institution	Mean percentage Marks	Number of Students	Std. Deviation
Allama Iqbal Model School, Tarlai Kalan (F.A), Islamabad	71.68	265	14.769
Allama Iqbal Public High School, Near Overhead Bridge, HMC Road, Taxila Cantt.	60.97	123	17.792
Allama Iqbal Public School, Main Street, Ghouri Town, Koral, Islamabad	65.29	75	16.24
Allied School Abdul Aziz Campus, Westridge-II, Rawalpindi	61.39	91	16.193
ALLIED SCHOOL CAPITAL CAMPUS (P.G.C)HOUSE # 03,STREET # 07 PARK ROAD, CHATHA BAKHTAWAR, ISLAMABAD	60.2	13	15.606
Allied School Dadyal Campus, Mir Complex, Thana Road, Dadyal, Distt Mirpur, A.K	75.3	12	15.803
Allied School Harley Campus, Harley Street, Rawalpindi	67.58	41	11.864
Allied School Harmain Campus, Main Service Road ,Near Total Petrol Pump Ghouri Town, Islamabad	65.57	272	18.154
Allied School I-14 Campus, Misrial Road, Bhatta Chowk, Islamabad.	68.2	18	18.77
Allied School Range Road Campus, CB-87 Range Road, Rawalpindi Cantt	79.72	11	18.33
Allied School Rawalakot, Housing Scheme Main Bank Road, Near Children Park, Rawalakot (A.K)	74.52	18	11.458
ALLIED SCHOOL SYSTEM, CALTEX ROAD CAMPUS,29/3, 3 MAIN CALTEX ROAD NEW LALAZAR RAWALPINDI	58.96	75	15.599
Allied School System, Jinnah Garden Campus, House No.4, Street No.12, Phase 1, Jinnah Garden, Islamabad	59.21	101	16.587
ALLIED SCHOOL SYSTEM, MAIN DHAMIAL ROAD, ASHRAF COLONY, RAWALPINDI	58.45	264	15.28
Allied School Taxila Campus, B-107/, B-108, Gulshan-e-Anwar, Wah Cantt	81.66	9	7.035
Allied School, Chakri Road Campus,Hamdani Plaza, MohraChappar Chakri Road Rawalpindi	71.38	31	15.485
Allied School, 387 Ibn-e-Sina Road, G-10/2, Islamabad	70.09	28	16.581
Allied School, 851/A, Peshawar Road, Rawalpindi Cantt	71.22	87	17.42
Allied School, Ayan Campus, Lehtrar Road, Gulberg Town, Near Tramari Chowk, Ali Pur, Islamabad	78.62	60	11.523
Allied School, Main Road, Bani Gala, Islamabad.	55.72	28	13.36
Allied School, Tipu Road Campus, H.No. 05-6, Lane 01, Chaklala Scheme-II, Tipu Road, Rawalpindi	79.64	30	11.622

Institution	Mean percentage Marks	Number of Students	Std. Deviation
Allied School,H.NO.210, St. No.10, Main Double Road No.3, G-15/2, Islamabad	61.7	111	17.585
Allied Schools (Mirpur Campus), Plot No.15-A, Sector F-2, Near City Hospital, Mirpur, Azad Kashmir	67.36	18	18.247
Allied Schools (Quaid Campus), 435-A & 788, St. 17, Block C PWD Town, Islamabad	70.34	42	17.942
ALLIED SCHOOLS ATTOCK CAMPUS, TEEN MEELA CHOWK, ATTOCK	69.39	39	17.487
ALLIED SCHOOLS JINNAH II CAMPUS, JEEVAN ROAD STOP, NEAR OVER HEAD BRIDGE, HMC ROAD, TAXILA	46.8	41	11.178
Allied Secondary School (Allama Iqbal), Afshan Colony, Rawalpindi Cantt.	61.88	27	17.623
AM Anglo Montessori High School, 286/5 Peshawar Road, Rawalpindi Cantt.	57.27	53	17.356
Amaranth Secondary School, H. No.77/4, Shalley Valley, Madni Street, Rawalpindi Cantt	70.82	34	14.633
American Grammar School & College, Bhara Kahu, Islamabad	57.55	20	14.939
American Lycetuff Junior and Upper School, St. 29, BLOCK. D, Pak PWD Housing Society, LohiBher, Islamabad	68.65	41	16.352
Anam Public School & Girls College, St. 1, Rawal Town, Near DhokeSyedan Road, Rawalpindi Cantt	82.49	48	9.777
Anchan Public School Skardu (APSS), Abbas Town, Olding Skardu (Gilgit -Baltistan)	67.3	49	22.151
Angelique School, St.No.81, Embassy Road, G-6/4, Islamabad	70.62	14	16.444
Anglo Oriental School, House No.1028-1029-1030, Street No.3, I-10/2, Islamabad	80.21	25	10.893
Anwar-e-Madina Model College, Villege Narali Jabbaier,P.O. Changa Bangial,Teh Gujar Khan, Distt. Rawalpindi	59.24	14	16.165
Anwar-ul-Islam Model School, 175/A, St.No.28, Kamalabad, Rawalpindi Cantt	54.9	59	15.656
Apex Anglo Oriental School & College, (AAOSG), Near M.P. Chowk Sonikote, Gilgit (Gilgit-Baltistan)	51.93	49	11.92
APPLE GROUP OF SCHOOL,LINEAR COMMERCIAL MARKET BAHRIA TOWN, PHASE VIII, RAWALPINDI	51.06	24	15.88
APS FF Centre, Near Murree Chowk, Abbottabad	80.45	129	13.405
Army Aviation Public School, Multan Cantt.	81.33	20	10.691
Army Burn Hall College for Boys, Mansehra Road, Abbottabad Cantt	76.31	206	13.255
Army Burn Hall College for Girls, Abbottabad Cantt	86.17	127	10.115

Institution	Mean percentage Marks	Number of Students	Std. Deviation
Army Iqra Public School, Risalpur Cantt.	81.13	108	12.883
Army Public College, Chinar Campus, Murree	74.6	104	17.035
Army Public School (FWO), Gracy Lines, Chaklala, Rawalpindi Cantt.	79.25	258	15.26
Army Public School (Girls Branch), 39-Zafar Ali Road, Sialkot Cantt	89.76	140	7.429
Army Public School (Hijira) c/o 185, Mountain Regiment Artillery, Azad Kashmir	84.09	40	15.847
Army Public School (Iqbal), C/O ASC Centre, Nowshera Cantt	88.55	31	6.889
Army Public School (SRC), Autobahn Road, Hyderabad	75.32	32	13.856
ARMY PUBLIC SCHOOL & COLLEGE (FWO) COBBE LINES, RAWALPINDI	77.71	111	14.21
Army Public School & College (Girls), Attock	86.42	106	12.47
Army Public School & College (Zamzama), 66 The Mall, Nowshera Cantt.	81.99	84	13.606
Army Public School & College for Girls, (Azam Garrison) 52-Tufail Road, Lahore Cantt.	92.68	225	6.172
Army Public School & College for Girls, 56-A, The Mall, Peshawar Cantt	86.9	104	8.682
Army Public School & College Mangla Cantt.	77.79	82	14.089
Army Public School & College, Attock Cantt.	71.89	172	16.948
Army Public School & College, Dhamial, Rawalpindi Cantt.	78.04	277	12.85
Army Public School & College, G.T. Road, Rawat (F.A.), Islamabad	69.92	121	17.201
Army Public School & College, Kharian Cantt.	87.4	124	7.782
Army Public School & College, Mailsi Cantt, Distt Vehari	91.67	53	5.874
Army Public School & College, Okara Cantt	82.27	156	13.68
Army Public School & College, Pothwar Complex (Girls) AlipurFarash, Islamabad	80.33	132	13.67
Army Public School & College, Sigram Road, Koza Bandai, Swat.	68.41	149	15.475
Army Public School 4 Dots, Larkana Lines, Malir Cantt, Karachi	71.54	22	12.082
Army Public School and College For Girls, 208 Humayun Road, Rawalpindi Cantt.	90.58	311	9.063
Army Public School and College , (The Humanities School), Chowk bahadur pur, Rahim Yar Khan Cantt	77.45	27	15.717
Army Public School and College (Boys), Ordnance Road, Rawalpindi Cantt.	83.1	325	11.72
Army Public School and College (Rooh-e-Rawan), Westridge-III, (Yousaf Colony), Rawalpindi	76.91	30	11.424
Army Public School and College for Boys, Chaman Zar-e-Askari Road, Multan Cantt.	87.21	119	8.924

Institution	Mean percentage Marks	Number of Students	Std. Deviation
Army Public School and College for Boys, Westridge III, Range Road, Rawalpindi Cantt.	84.48	234	11.711
Army Public School and College for Girls, Near Chaman Zar-e-Askari Road, Multan Cantt.	88.12	103	8.532
Army Public School and College for Girls, Range Road Westridge-III, Rawalpindi Cantt.	88.03	243	10.167
Army Public School and College, (Armour), Nowshera Cantt.	81.29	63	13.094
Army Public School and College, 39-Zafar Ali Road, Sialkot Cantt	81.93	223	13.846
Army Public School and College, Bagh (Azad Jammu Kashmir)	81.96	54	13.958
Army Public School and College, Bannu Cantt.	73.26	17	16.91
Army Public School and College, Bhimber (AJK)	76	68	15.803
Army Public School and College, C/O COD Khanewal, Near WattoWaliJhal, Khanewal	88.72	33	7.173
Army Public School and College, Cherat, Tehsil and District Nowshera	83.31	25	8.964
Army Public School and College, Chhor Cantt, Distt Mirpur Khas (Sindh)	69.09	18	18.055
Army Public School and College, Chunian Cantt	84	98	13.241
Army Public School and College, Dera Ismail Khan	80.39	101	13.615
Army Public School and College, Gujranwala Cantt	85.91	148	11.691
Army Public School and College, Hyderabad Cantt.	74.11	60	15.826
Army Public School and College, Jalalpur Jattan Cantt.	84.84	67	8.776
Army Public School and College, Jhelum Cantt.	85.93	324	10.64
Army Public School and College, Malir Cantt, Karachi-9	82.45	180	12.292
Army Public School and College, Muzaffarabad (AJK)	86.92	136	14.072
Army Public School and College, Noor Mahal Campus(NMC), Bahawalpur Cantt.	77.91	297	16.935
Army Public School and College, P.O. Box 02, Dera Nawab Sahib, District Bahawalpur	84.29	30	9.164
Army Public School And College, PMA Kakul, Abbottabad Cantt	87.72	61	10.667
Army Public School and College, Rawalakot (A.K).	81.21	54	14.391
Army Public School and College, Sargodha Cantt.	87.74	157	8.98
Army Public School and College, Satellite Town, Rahim Yar Khan	85.97	116	11.762
Army Public School and College, Seven Stream, Babar Road, Quetta Cantt.	73.6	161	14.412

Institution	Mean percentage Marks	Number of Students	Std. Deviation
Army Public School and College, Shinkiari Camp, District Mansehra	69.69	48	17.618
Army Public School and Degree College for Boys, Peshawar Cantt	69.29	159	16.783
Army Public School and Intermediate College, Pano Aqil Cantt.	71.69	89	18.719
Army Public School Chagmalai 251 Wing North Waziristan Scouts. c/o HQ Barwand Task Force Sarwakai, South Waziristan Tribal District.	72.25	26	12.537
Army Public School for Boys, Chaklala Garrison, Rawalpindi Cantt	83.24	86	12.933
Army Public School for Girls, Chaklala Garrison, Rawalpindi	87.8	66	11.899
Army Public School Gulmohar, Khairpur Lines, Malir Cantt, Karachi.	72.58	59	15.077
Army Public School Istaqlal, Allama Iqbal Camp, Kallar Kahar	84.19	48	10.767
Army Public School Jarrar Camp, P.O.Box 1097, C/O G.P.O, Rawalpindi	87.71	39	9.034
Army Public School Marala, Marala Colony, Sialkot	81.19	62	12.039
ARMY PUBLIC SCHOOL MILITARY COLLEGE MURREE, MCM UPPER TOPA, MURREE HILLS	82.43	20	8.56
Army Public School North Campus, Sahiwal Lines, Malir Cantt, Karachi	76.24	75	15.542
Army Public School Petaro, Near Old Camp Petaro, P.O. Cadet College Petaro, Taluka Kotri, Distt. Jamshoro	80.77	36	12.701
Army Public School Shakkai-Tiarza (Boys), P/O Shakkai, Teh. Shakkai, South Waziristan Agency, (C/O PO Box No.04 D.I.Khan)	58.79	26	14.609
Army Public School Special Communication Organization APS SCO c/o 62, Composite Signal Battalion Misrial Road, Rawalpindi	91.87	44	5.088
Army Public School Warsak Garrison, Distt. Peshawar (K.P.K)	67.83	7	18.638
Army Public School Zafarwal, Tehsil Zafarwal, District Narowal.	83.9	45	9.291
Army Public School, (Engineers), Akora Khattak, District Nowshera	70.26	82	15.845
Army Public School, (Hayat Shaheed) Bunji, District Diamer, Gilgit-Baltistan	58.77	42	16.469
Army Public School, 158-Iqbal Shaheed Road, Saddar, Karachi.	79.6	208	13.143
Army Public School, Abdul Hakim Cantt, District Khanewal.	88.31	48	7.169
Army Public School, Askari-XIV, Defence Road, Rawalpindi	90.23	157	6.843
Army Public School, Badin Cantt	62.6	29	17.284

Institution	Mean percentage Marks	Number of Students	Std. Deviation
Army Public School, D.G. Khan Cantt, P.O. Box No.48, GPO, D.G. Khan.	86.55	20	8.964
Army Public School, EME College Campus, Peshawar Road, Rawalpindi	81.34	132	13.03
Army Public School, Faisal, SMCHS, Karachi	81.36	82	13.022
Army Public School, Fort Road, Rawalpindi Cantt.	85.7	307	11.437
Army Public School, Garhi Dupatta, P.O. Garhi Dupatta, Teh and Distt. Muzaffarabad, A.K.	73.93	49	17.75
Army Public School, H/Q Tochi Scouts, Miran Shah, North Wizaristan, FATA	77.72	22	6.426
Army Public School, Hayat Shaheed, Gilgit (Gilgit-Baltistan)	59.04	109	16.7
Army Public School, Headquarter 57 Brigade, Bahawalnagar Garrison	81.56	39	9.874
Army Public School, Hilal Garrison Kirana, Sargodha	86.88	18	7.752
Army Public School, Jarikas, C/o Pak B Code 62, Mirpur (A.K).	79.06	29	13.475
Army Public School, Jutial, Gilgit-Baltistan	72.32	224	18.31
Army Public School, KalriMor, Near Ibrahimabad Bridge, Distt. Bhimber, AJK	68.42	55	20.979
Army Public School, Khuzdar Cantt.	51.01	19	15.37
Army Public School, Kohat Cantt.	76.49	146	16.624
Army Public School, Kotli (AJK)	82.78	74	16.098
Army Public School, Kuldana Campus, Murree	78.82	27	11.259
Army Public School, Loralai Cantt, Balochistan.	63.81	13	13.85
Army Public School, Mahfooz Shaheed Garrison, Lahore Cantt	91.39	107	5.694
Army Public School, Mansar Camp, Attock Cantt	70.4	98	15.162
Army Public School, Near Transit Camp, Astore, Gilgit-Baltistan	67.35	59	14.079
Army Public School, Post office & Tehsil Barnala, Distt. Bhimber (Azad Kashmir).	76.42	45	18.321
Army Public School, Qadirabad Cantt, Distt Hafizabad	86.74	27	8.42
Army Public School, Sarai Alamgir	87.96	49	8.076
Army Public School, Sher Khan Complex, Street No: 143, G-11/4, Islamabad	91.08	64	5.972
Army Public School, Sibbi Cantt., Balochistan	65.82	53	18.265
Army Public School, Skardu, Baltistan	72.53	56	16.289
Army Public School, Sukkur	84.87	24	12.741
Army Public School, Thall Cantt	76.46	17	11.331
Army Public School, Under Command 19 Punjab, Kashmore Cantt.	76.13	10	17.778
Army Public School, Zhob Cantt (Balochistan)	71.19	41	14.299

Institution	Mean percentage Marks	Number of Students	Std. Deviation
Army Public School,(COD) Main Rashid Minhas Road, Karachi	83.05	115	10.988
Army Public Schools & Colleges System, Parachinar Campus, Kurram District KP.	72.96	74	15.338
ASF Public School, ASF Campus, Islamabad Air Port, Rawalpindi Cantt.	81.86	60	11.919
Asfand Yar Ramday Govt. Model School, Thagas, Tehsil Mashabrum, Distt. Ghanche (Gilgit-Baltistan)	56.61	61	15.883
Ashraf Public School, CMH Road, Gamba, Skardu (Gilgit-Baltistan)	68.55	27	15.426
Asia Public School, St. 24, Misrial Road, Chaman Abad, Rawalpindi Cantt	67	31	19.191
Asian Educators, St No. B2, Burma Town, Lehtar Road, Islamabad	57.11	18	14.018
Askaria College Girls Wing, 117 Market Road, Rawalpindi	75.23	57	14.19
Askaria College, 140-Saifullah Lodhi Road, Rawalpindi Cantt	61.87	93	14.29
Avon International Education System, Main Chowk SodhranTarlai, Ghori Town, Islamabad.	67.05	16	17.66
Azadi Army Public School, Azadi Cantt, Sargodha	85.31	64	11.032
Azeema Model School, DhokeRamzania, Tarnol, Islamabad	55.46	88	15.491
Aziz Bhatti Shaheed Army Public School and College, PRC, Mardan Cantt.	79.19	319	13.643
AZIZ BHATTI SHAHEED GOVT BOYS HIGH SCHOOL, KASHROTE, GILGIT (GILGIT-BALTISTAN)	48.08	37	9.538
Azm-E-Nau High School, Dhok Said Muhammad, Village Tumair, Tehsil & District Islamabad	62.99	10	18.862
Bab ul Elm Model Secondary School, Garden Town, New Shakrial, Islamabad	46.68	74	12.718
Bab-ul-Ilm Public School, MujammaiShehrodi, Najaf Ashraf (Iraq)	77.97	6	16.236
Babur Public School, Nai Abaddi, Bhara Kahu, Islamabad	55.02	10	11.426
Bahria College Anchorage, Naval Anchorage Road, Islamabad.	81.66	147	12.79
Bahria College Karsaz, NORE-IV, Habib Rahamatullah Road, Karsaz, Karachi	83.21	223	12.086
Bahria College Lahore, Naval Complex, Walton Askari-V, Gulberg-III, Lahore	76.12	13	14.013
Bahria College Zafar Campus, St. 34, E-8, Naval Complex, Islamabad	72.7	128	14.01
Bahria College, DHA Campus, Karachi	82.99	47	9.934
Bahria College, EAB-1, Majeed Campus, Karachi	88.24	97	6.696

Institution	Mean percentage Marks	Number of Students	Std. Deviation
Bahria College, EAB-2 Majeed Campus, Karachi	84.56	116	8.942
Bahria College, Hanif Campus, Habib Ibrahim Rahmatullah Road, Karsaz, Karachi	86.97	85	8.145
Bahria College, Naval Complex, E-8, Islamabad	82.29	251	14.817
Bahria College, NORE-I, MT Khan Road, Karachi	83.41	192	11.09
Bahria Foundation Boys & Girls High School, Cantt Railway Station Off G.T. Road, Kharian Cantt	66.7	34	18.236
Bahria Foundation College Anchorage Campus, Naval Anchorage, Sihala, Islamabad	79.42	87	12.458
Bahria Foundation College Attock Campus, kamra Road, Attock	78.36	87	12.933
Bahria Foundation College, 57/A-4, Satellite Town, Rawalpindi	74.63	72	13.969
Bahria Foundation College, Bhara Kahu Campus, Main Simly Dam Road, Opposite Naval Farms, Bhara Kahu Islamabad	73.82	20	9.278
Bahria foundation college, Ghauri Town campus, Islamabad	89.11	14	4.472
Bahria Foundation College, H.No.99, Hali Road, Westridge-I, Rawalpindi Cantt	79.62	98	13.782
Bahria Foundation College, House # 480/2, Lane No.04, Behind Wings Bakery, Peshawar Road, Rawalpindi.	76.29	18	17.943
Bahria Foundation College, House No. 242, Street No. 45, F-11/3, Islamabad.	79.39	18	11.094
Bahria Foundation College, jhandad Street, Jhandad House, Model Town, Humak, Islamabad.	87.92	13	11.867
Bahria Foundation College, Jinnah Park, Rahim Yar Khan	71.96	22	15.425
Bahria Foundation College, Mirpur Campus, Plot 549, Sector F/3 Part 1, Old Al-Khair University Plaza, Mirpur, A.K	83.82	4	7.875
Bahria Foundation College, House No.A-11, Lala Rukh, The Mall, Wah Cantt.	79.62	71	12.705
Bahria Foundation School Choa Khalsa, Near Main Bridge, Haidery Colony, Choa Khalsa, Tehsil KallarSyedan, District Rawalpindi.	69.13	26	19.852
Bahria Foundation School Sagri, KallarSyedan, Rawat Road, Tehsil & District Rawalpindi.	63.93	29	13.357
Bahria Town International Academy, Safari Villas-II, Phase-VII, Bahria Town, Islamabad	80.14	29	11.404
Balochistan Public School, SUI (BPSS), Sui Cantonment	83.4	44	9.218
Baltistan Higher Secondary School, Hassan Colony Chowk, Alamdar Road, Skardu (Gilgit-Baltistan)	64.53	66	19.362

Institution	Mean percentage Marks	Number of Students	Std. Deviation
Baltistan Public School And College, Hassan Colony, Skardu (Gilgit-Baltistan)	64.57	133	18.044
Banjosa Valley Public School, B.O Banjosa, P.O Khaigala, Rawalakot	95.32	16	4.921
Base School System, Opp. CB Ground Near Barrier 03, Munirabad, Wah Cantt	70.74	60	14.045
Beacon Home Public School, CB-11, St. 1, Asifabad, Wah Cantt	54.97	19	15.597
Beacon House School System, F-11/4, Islamabad	68.09	102	17.144
Beacon Light School, Misrial Chowk, Near Army Complex, Rawalpindi Cantt	68.46	49	17.682
Beaconhouse Public School, Opposite PTCL Exchange, Abbottabad.	63.02	16	16.877
Beaconhouse School System, 341-A, Westridge, Peshawar Road, Rawalpindi	71.38	47	15.517
Beaconhouse School System, Main Shadman Stop, Gudwal Road, Wah Cantt.	66.89	11	20.248
Beaconhouse School System, Potohar Campus, Main G.T.Road, Khasra No. 2846, Sawan Camp, Model Town, Humak, Islamabad	78.49	61	15.546
Beaconhurst School System, Near Saif Plaza, Gojra, Muzaffarabad	67.94	14	22.602
BEGUM VIQAR-UN-NISA NOON GOVT GIRLS MODEL HIGHER SECONDARY SCHOOL, MAIN CITY KASHROTE, GILGIT (GILGIT-BALTISTAN)	57.29	88	15.67
Bintul-Huda Hifzul Quran Girls Model School, Near General Bus Stand, Airport Road, Skardu (Gilgit-Baltistan)	78.71	9	13.999
Bloom`s Leading Academy, Chashma Chowk, Opp. Civil Supply, Danyore, Distt. Gilgit (Gilgit-Baltistan)	41.22	29	7.127
Blue Bells School, Gulberg Colony, Wah Cantt	65.06	6	14.571
Blue Star Public School, Chamanabad, Misrial road, Rawalpindi Cantt.	69.23	113	17.982
Bluebells International System of Schools, 310/C, Sector F3, Part 1, Haul Road, Mirpur A.K.	83.6	5	15.95
Blumen Garten School, 197 - Club Road, Sargodha Cantt.	78.23	24	17.863
Brainiacs Montessori and High Schools, New City Phase II Wah Cantt.	74.87	5	12.03
Brainiacs Montessori and Schools, Plot 10, St. 6, Block B, Naval Anchorage, Islamabad	69.2	15	20.238
Bright Future Academy, Village Bodalas, P.O Chalt, Post Code 15500 Distt Nagar, (Gilgit-Baltistan)	53.05	15	12.994
Bright Future International School, Central Market Road, Abu Hamour, P.O.Box 8884, Doha, Qatar	81.68	29	16.416

Institution	Mean percentage Marks	Number of Students	Std. Deviation
Bright Future Public School, Jutial, Gilgit (Gilgit-Baltistan)	57.29	102	17.014
Bright Moon Model School & College, GB, Hunza Nagar, Bar Dass Nagar-II, (Gilgit-Baltistan)	51.76	12	13.481
Brilliant Cambridge School System, 593, A/1, Main Allahabad Road, Westridge-III, Rawalpindi	50.69	20	14.603
Broods High School, Street No.2, Opposite Wapda Gate, Dhamial Road, Rawalpindi Cantt.	56.7	27	21.268
Brookfield School System (Ch. Rehmat Ali Campus) Col. Amanullah Road, Bhara Kahu, Islamabad	51.6	13	13.859
Burhan School and College, 33/B Bait-e-Sada Colony, Misrial Road, Rawalpindi	52.61	51	12.257
CADET COLLEGE BHURBAN, RAWAT-BHURBAN, MURREE HILLS	66.7	4	21.441
Cadet College Humak, Kahuta Road (F.A), Islamabad	58.67	31	15.44
Cadet College Jhang, 21- KM Main Jhang - Toba Highway, 5 Km from M-4 Motorway Toba Interchange, Jhang	81.2	13	10.489
Cadet College Ormara, c/o HQs Coastal Command SSO (Education) 10, Liaquat Barracks, Shara-e-Faisal, Karachi.	90.32	56	7.802
Cadet College Petaro, District Jamshoro, Sindh	93.36	63	3.425
Cadet College Spinkai, South Waziristan Agency (P.O. Box 25, GPO, D.I.Khan)	92.89	38	3.122
Cadet College Wana, South Waziristan Agency	93.54	95	6.187
Cadet College, Skardu, Gilgit-Baltistan	94.33	110	6.652
Cantonment Board Model School, Ghani Bokhari Road, Multan Cantt.	70.21	15	14.719
Cantonment Public School, Bloomfield Hall Management, Kharian Cantt.	69.23	26	15.14
Cantt Public Boys School & College, Lala Rukh, Wah Cantt.	81.22	19	8.209
Cantt Public Boys School & College, Shahbaz Town, Quetta Cantt.	57.9	31	15.018
Cantt Public Boys School & College, Wahdat Colony, Taxila Cantt.	63.41	40	11.326
Cantt Public Degree College for Boys, MRF Colony, PAC, Kamra.	54.6	53	17.506
Cantt Public Degree College for Women, Jinnah Town, Quetta Cantt.	67.52	6	23.111
Cantt Public Girls High School Lalazar, 59 Talsa Road Chaklala Cantt Rawalpindi	82.16	5	12.246
Cantt Public Girls High School, R.A Bazar, Walton Cantt, Lahore.	87.15	6	4.388
Cantt Public Girls High School, Risalpur Teh& Distt. Nowshera	71.78	5	10.855

Institution	Mean percentage Marks	Number of Students	Std. Deviation
Cantt Public Girls School & College, Museum Road, Taxila	72.37	26	13.673
Cantt Public High School, 42-Sarwar Road, Lahore Cantt.	71.16	21	12.029
Cantt Public High School, Civil Area, Okara Cantt	77.21	9	15.261
Cantt Public High School, Mirza Abdul Rauf Road, Sialkot Cantt.	92.89	4	3.501
Cantt Public PG College for Women Malir, Main Aziz Bhatti Shaheed Road, Near C.S.D Malir Cantt, Karachi-9.	71.29	56	12.599
Cantt Public School and Girls College, Tufail Road, Near M.P Check Post, Jhelum Cantt.	69.95	26	16.955
Cantt Public School, Chakra Road, Opp. Caltax Petrol Pump, Rawalpindi Cantt	74.5	4	13.562
Capital Education System, H.No.235-A, Street No.11, Gulzar-e-Quaid, Rawalpindi.	72.1	79	17.294
Capital Secondary School, H.No. 533, St. 02, Vill. & P.O. Koral (F.A.), Islamabad	53.86	105	14.98
Capt Raja Muhammad Babar Khan Govt. Boys Higher Secondary School, Amphary, Gilgit (Gilgit-Baltistan)	59.69	53	9.677
Career Guidance Public School, Airport Road, Giayul, Skardu.	87.6	50	9.562
Career School & Girls College, Plaza No. 3-R, Market G-7, Sitara Market, Islamabad	53.35	74	15.929
CASE GROUP OF SCHOOL AND COLLEGES, CASE School Feroz Plaza, Range Road, Rawalpindi	65.89	19	19.429
CB Public Girls High School & College, Muhammad Bin Qasim Road, Model town A, Bahawalpur.	76.61	21	10.622
CB Public Girls School & College, Nawababad Campus, Wah Cantt.	68.36	12	11.563
CB Public Girls School & College, Street No.09, Officer Colony, Wah Cantt.	85.29	20	10.764
CB Public High School & College, Sabzazar Colony, Chaklala Cantt, Rawalpindi.	61.68	10	17.331
CB Public High School and College, Kharian Cantt	69.4	27	13.68
CB Public School & Girls College, Opposite Lady Garden Park, near Regional tax office, Abbottabad.	75.94	21	10.749
CDA Model School, I-9, Islamabad	81.55	39	14.445
Chanab School & College, 34-Nazim-Ud-Din Road F-8/4, Islamabad	59.93	55	16.208
Citi College, Defence Colony, KRL Road, Near Fazaia Inter College, Chaklala, Rawalpindi	75.78	9	9.795
Citizen Foundation Model School, Plot No. 221, Afshan Colony, Near Kashmir Market, Rawalpindi Cantt.	57.3	78	17.11

Institution	Mean percentage Marks	Number of Students	Std. Deviation
City English School System, Girja Road, DhokeSyedan, Rawalpindi Cantt	68.63	153	18.615
City Grammar School, Street No.3, Afshan Colony, Rawalpindi Cantt	79.62	40	13.449
City Lyceum School, House # 394, Street # 4, Gulraiz III, Near Madina Mall High Court Road, Rawalpindi	62.12	33	14.723
City of Knowledge Education System, Olding, Skardu, (Gilgit-Baltistan)	46.26	17	10.785
City Public School, Near Clifton Bridge, Shah Rah e Quaid e Azam, Skardu. (Gilgit-Baltistan)	59.51	29	19.29
City Services School and College, Rawat (F.A), Islamabad	50.44	27	13.055
Civil College of Commerce and Management, S-174, Dhamial Road, BESIDE BISCUIT FACTORY CHOWK, Rawalpindi Cantt	56.41	325	17.885
Colonel`s Academy Pakistan, P.O. Chattar Islamabad.	50.91	23	14.621
Commodore`s Learning Foundation, HOUSE NO.01,LANE. NO.04, Main Park Road, Islamabad.	77.72	16	15.045
Comprehensive Science School, Near Railway Phatak, Sihala Islamabad	42.3	21	12.96
Comprehensive Secondary School, St. 41, Allama Iqbal Colony, Rawalpindi Cantt	60.91	137	20.49
CONCEPTS COLLEGE OF SCIENCES SWAN CAMPUS (GIRLS), 164-MAIN G.T. ROAD, OPPOSITE TOYOTA RAWAL MOTORS, SWAN CAMP, RAWALPINDI	75.11	17	11.38
Concepts College of Sciences, 16 & 44-C Lane #5, Harley Street, Rawalpindi Cantt.	79.99	83	11.397
Connoisseur Grammar School System (Girls Wing), Commerce College Officers Colony-Link PAF Road, Sargodha Cantt	82.07	32	12.576
Connoisseur Grammer School System (Boys Wing), 29-B, Gulshan Evenue, Link PAF Road, Sargodha Cantt	73.53	32	20.633
Cosmopolitan Grammar School & College, Tik Tower,Plot 99, Block-B, Sector O-9, National Police Foundation, Islamabad.	67.01	10	16.393
Crescent Bahria Education System, Simly Dam Road, Bhara Kahu, Islamabad	61.25	40	19.594
Crescent House School, Main Misrial Road, DhokeGujran, Rawalpindi Cantt	51.81	24	14.49
Crescent International School, House No. 25/H, Ibn-e-Sina Road, G-10/3, Islamabad	53.19	31	12.545
Dar Ali Bin Abi Talib School, H-8/1, Islamabad	59.8	12	14.717
DAR E ARQAM SCHOOL, G-15 CAMPUS ISB # 41, STREET 32, G-15/ 1 ISLAMABAD	60.08	11	17.748
Dar Ul Huda Falahi Secondary School, Golra Railway Station, Sector E-13, Islamabad.	59.65	16	15.232

Institution	Mean percentage Marks	Number of Students	Std. Deviation
Dar-e-Arqam High School, Shalley Valley Chowk, Main Range Road, Rawalpindi	74.59	226	17.289
Dar-e-Arqam school (Jinnah campus), Haq dad plaza, Gulburg Town Islamabad	78.39	51	13.153
Dar-e-Arqam School of Islam & Modern Sciences, Model Town, Quetta Cantt.	57.72	14	16.895
DAR-E-ARQAM SCHOOL, F-791, F BLOCK, SATELLITE TOWN, RAWALPINDI	80.73	12	12.618
Dar-e-Arqam School, Madina-Tul-Hujjaj Campus, Post Foundation Street, Main Peshawar Road, Golra More, I-14, Islamabad	70.49	123	18.232
DAR-E-ARQAM SCHOOL, SADIQABAD CAMPUS, MAIN CHIRAH ROAD, MUSLIM TOWN, CHUNGI # 8, RAWALPINDI	85.8	13	15.155
Dar-e-Arqam Schools, H.No.05,Nai Abadi Model Town, Hummak, Main Kahuata Road, Islamabad.	72.01	18	15.317
Dar-E-Syedatun Public School (for Orphan) Mehdiabad, Skardu, (Gilgit-Baltistan)	59.4	22	16.244
Darul Hijrah International School, Madina, (Saudi Arabia)	67.72	10	26.768
DEWA Centre of Excellence for Hearing Impaired, House No. 753, Neelum Road, G-9/3, Islamabad	59.11	4	13.004
DHA Senior School for Boys, 648-S, Phase-II, DHA Lahore Cantt	91.9	101	5.039
DHA Senior School for Girls, 483/I-G block, Phase-V, DHA Lahore Cantt	91.69	149	5.315
DHAI Army Public School, Street No. 20, Sector-F, Commercial Area, DHA Phase No. 2, Islamabad	83.02	170	11.902
Dr. A.Q Khan School System & College, Ibraheem Campus, House. No 1845-U&W, Street No.18/2, Block B, National Police Foundation ,O-9, Islamabad.	71.66	349	16.676
Dr. A.Q. Khan College of Science and Technology, Bahria Town Phase-8, Islamabad	75.73	107	14.751
Dr. A.Q. Khan School and College, Safari Villas, High Court Road, Islamabad	86.64	65	9.27
Eagle Public School, River View Road, Amphary, Gilgit (Gilgit-Baltistan)	43.68	35	7.699
Educare Foundation Secondary School, Kotli Link Road, Kahuta, Distt. Rawalpindi	62.12	43	19.422
Edupedia School System (SLI Campus), 6-Nazim-ud-Din Road, F-10/4, Islamabad	54.2	72	16.929
EFA Montessori and High School, Nausha Building St.2, 957-A, Qazi Road, DheriHassanabad, Rawalpindi Cantt.	56.05	143	15.741
Ehsaas Foundation School,banni Stop, F-13, Near Golra Railway, Islamabad	88	26	5.918

Institution	Mean percentage Marks	Number of Students	Std. Deviation
Emalah Foundation School & College, CB 668, PIA Colony, Misrial Road, Rawalpindi	91.92	175	6.902
EMS High School, plot No. 57, Sector H-11/4, Behind FAST University, Islamabad	84.38	35	10.226
Exploreville Schools & Colleges, Plot No. 77, Street No. 01, AGOCHS Housing Society, Islamabad	72.58	19	14.652
F. G Public School (Girls), Tariqabad, Rawalpindi Cantt	69.95	124	15.08
F. G Boys High School, Jhelum Cantt.	71.44	60	14.288
F. G Public High School, Daud Pota Road, Karachi Cantt.	83.77	79	6.323
F. G Public School (Girls), Sher Shah Road, Multan Cantt	86.02	72	9.728
F. G Public School No. 2 (Girls), Nowshera Cantt	75.88	26	11.537
F. G Public School, Dera Ismail Khan Cantt	79.29	28	10.416
F. G Public School, Malir Cantt, Karachi	81.68	90	10.108
F. G Public School, Manora Cantt, Karachi-10	78.42	22	7.199
F. G. (STC) GIRLS HIGH SCHOOL . KOHAT CANTT	74.03	20	12.905
F. G. Abbas Public School, Dera Nawab Sahib, Bahawalpur	84	60	9.887
F. G. Abid Majeed Public School (Boys), R.A. Bazar, Lahore Cantt.	66.57	128	13.834
F. G. Ashiq Hussain Public School, Bhimber (AJK)	58.6	27	19.157
F. G. Boys High School No.1, Saddar, Lahore Cantt.	81.44	47	11.325
F. G. Boys High School No.1, Tariqabad, Rawalpindi Cantt.	59.56	176	16.419
F. G. Boys High School No.2, Chaklala (G.L), Rawalpindi Cantt.	56.51	59	12.177
F. G. Boys High School, Chunian Cantt.	73.33	15	12.539
F. G. Boys High School, Daryabad, Rawalpindi Cantt.	70.06	40	12.292
F. G. Boys High School, Kharian Cantt.	77.61	26	10.389
F. G. Boys High School, POF, Havelian Cantt.	51.86	54	13.209
F. G. Boys Public High School, Abbottabad Cantt.	47.2	83	11.623
F. G. Boys Public School, Kharian Cantt.	86.38	32	5.72
F. G. Boys Secondary School (2nd Shift), Peshawar Road, Rawalpindi Cantt.	57.4	47	18.584
F. G. Boys Secondary School, Marir Hassan, Rawalpindi Cantt.	66.51	43	14.992
F. G. Boys Secondary School, Nai Chawni, Westridge-I, Rawalpindi Cantt.	69.85	77	15.722
F. G. Boys Secondary School, Peshawar Road, Rawalpindi Cantt.	63.36	130	16.922

Institution	Mean percentage Marks	Number of Students	Std. Deviation
F. G. Fazaia Public School (2nd Shift), PAF, E-9, Islamabad.	74.66	48	12.132
F. G. Fazaia Secondary School (2nd Shift), Munir Road, PAF Iqbal Camp, Lahore Cantt.	89.14	21	6.665
F. G. Fazaia Secondary School (2nd Shift), Mushaf, Sargodha	78.26	44	14.348
F. G. Fazaia Secondary School (2nd Shift), PAF Base Chaklala, Rawalpindi Cantt.	77.08	51	12.761
F. G. Fazaia Secondary School (2nd Shift), PAF Base Shaheen Camp, Peshawar	76.6	17	11.653
F. G. Girls High School (2nd Shift), Ch. M Iqbal Road, Rawalpindi Cantt.	75.08	52	12.216
F. G. Girls High School No. 4, Wah Cantt.	79.59	145	11.714
F. G. Girls High School No.1, (G.L) Chaklala, Rawalpindi Cantt.	81.07	86	10.897
F. G. Girls High School No.1, Wah Cantt.	68.97	359	16.444
F. G. Girls High School No.2 (2nd Shift), Chaklala, Rawalpindi Cantt.	62.48	57	15.333
F. G. Girls High School No.2 (E.W), Chaklala, Rawalpindi Cantt.	68.33	157	15.894
F. G. Girls High School No.3, Wah Cantt.	86.97	94	7.041
F. G. Girls High School, Attock Cantt.	69.88	97	14.402
F. G. Girls High School, Chunian Cantt	86.34	13	8.259
F. G. Girls High School, Kashmir Road, Rawalpindi Cantt.	78.84	114	12.565
F. G. Girls High School, M.H.Road, Rawalpindi Cantt.	77.33	90	14.014
F. G. Girls High School, Misrial Road, Rawalpindi Cantt.	65.7	199	15.655
F. G. Girls High School, Nai Chawni, Westridge-I, Rawalpindi Cantt.	75.5	88	12.693
F. G. Girls High School, Okara Cantt.	74.92	69	15.268
F. G. Girls High School, PRC, Mardan Cantt.	68.63	24	16.85
F. G. Girls Higher Secondary School, COD Kala, Jhelum Cantt.	69.92	61	14.307
F. G. Girls Public High School, Abbottabad Cantt.	77.19	56	12.71
F. G. Girls Public High School, Bilal Colony, Bahawalpur Cantt.	71.96	61	16.838
F. G. Girls Public High School, Khyber Road, Peshawar Cantt.	69.72	53	14.764
F. G. Girls Public High School, Lalazar, Rawalpindi Cantt.	78.87	120	13.172
F. G. Girls Public School (2nd Shift), Lalazar, Rawalpindi Cantt.	74.46	73	13.901
F. G. Girls Public School, Abid Majeed Road, Rawalpindi Cantt.	76.36	149	14.18
F. G. Girls Public School, Kharian Cantt.	76.78	48	12.033

Institution	Mean percentage Marks	Number of Students	Std. Deviation
F. G. Girls Public Secondary School, (2nd Shift) Abid Majeed Road, Rawalpindi Cantt.	72.87	65	14.544
F. G. High School, Barian Camp, Murree Hills	74.93	16	11.196
F. G. High School, Mansar Camp, A.K Centre, Attock Cantt.	69.5	20	13.851
F. G. Minwala Girls Public School, Karachi Cantt.	70.56	82	14.278
F. G. Public Girls Secondary School, Madrassa Road, Quetta Cantt.	61.69	51	18.422
F. G. Public High School, Abdul Hakeem Cantt. (Khanewal)	84.35	28	11.048
F. G. Public High School, AMF Colony, PAC Kamra Cantt.	73.42	62	14.152
F. G. Public High School, CMT & SD Peshawar Road, Rawalpindi Cantt.	82.55	39	10.714
F. G. Public High School, Kotli (AJK)	67.75	32	13.876
F. G. Public High School, Mardan Cantt.	61.48	78	15.437
F. G. Public High School, Nowshera Cantt.	71.73	58	10.477
F. G. Public High School, POF, Havelian Cantt.	75.46	57	16.19
F. G. Public High School, Risalpur Cantt.	72.29	14	10.773
F. G. Public High School, Sir Syed Road, Attock Cantt.	71.39	125	15.293
F. G. Public High School, Tarbela Cantt.	78.81	24	8.802
F. G. Public High School, Taxila Cantt.	84.17	87	10.13
F. G. Public School (2nd Shift), Morgah, Rawalpindi Cantt.	63.64	40	14.152
F. G. Public School (Boys), Adamjee Road, Rawalpindi Cantt.	69.03	84	15.826
F. G. Public School (Girls) No.4, Lahore Cantt	78.09	80	10.493
F. G. Public School No. 1 (Boys), Okara Cantt.	76.79	46	11.126
F. G. Public School, Bagh (AJK)	79.36	45	17.603
F. G. Public School, Gujranwala Cantt.	86.03	36	9.457
F. G. Public School, Khuzdar Cantt.	46.16	5	17.435
F. G. Public School, Maddarasa Road, Quetta Cantt.	53.77	132	15.826
F. G. Public School, Mailsi Cantt, Distt: Vehari	76.49	15	12.93
F. G. Public School, Mangla Cantt.	81.75	87	10.559
F. G. Public School, Morgah, Rawalpindi Cantt.	74.43	44	14.181
F. G. Public School, Murree Cantt.	52.82	76	14.798
F. G. Public School, Okara Cantt.	89.21	61	9.505
F. G. Public School, Pano Aqil Cantt.	60.96	27	18.562
F. G. Public School, Remount Depot Mona, Mandi Bahauddin	77.35	42	12.068
F. G. Public School, Shorkot Cantt.	73.24	41	18.307
F. G. Public School, Tariq Road, Hyderabad Cantt.	83.23	55	8.565

Institution	Mean percentage Marks	Number of Students	Std. Deviation
F. G. Public Secondary School (2nd Shift), CMT & SD Golra, Rawalpindi Cantt	64.72	28	15.398
F. G. Public Secondary School, Mehfooz Road, Rawalpindi Cantt.	78.25	161	10.777
F. G. Quaid-e-Azam Public School, Chaklala Scheme-III, Rawalpindi Cantt.	77.11	86	14.683
F. G. Quaid-e-Azam Public Secondary School (2nd Shift), Scheme III, Chaklala , Rawalpindi.	60.93	55	15.967
F. G. Sapper Public School No.2 (Boys), Risalpur Cantt.	53.87	15	13.043
F. G. Sir Syed Boys Secondary School, (2nd Shift), Sir Syed Road, Rawalpindi Cantt.	63.49	57	16.806
F. G. Sir Syed Girls Secondary School, Rawalpindi Cantt.	80.66	239	11.478
F. G. Sir Syed Public School (Boys), Rawalpindi Cantt.	70.47	202	14.475
F. G. Sir Syed Public School(Girls) (2nd Shift), Rawalpindi.	74.16	54	11.468
F. G. Technical High School (2nd Shift), Chaklala, Rawalpindi Cantt.	64.29	19	9.848
F. Public Secondary School, Chur Harpal, Peshawar Road, Rawalpindi Cantt	48.83	49	12.818
F.D Chaudhary Public Model Secondary School, CB-1376/3, Nawababad, Wah Cantt	57.11	55	14.079
F.G Public School No. 2 (Boys), OTS Road, Kohat Cantt	69.99	11	14.675
F.G. Public School No. 1 (Boys), Nowshera Cantt	70.02	54	9.947
F.G. Sapper Public School No. 4 (Girls), Risalpur Cantt	64.91	27	10.965
F.G. BOYS HIGH SCHOOL HUNDUR YASIN, VILLAGE AND POST OFFICE HUNDUR, TEHSIL YASIN, DISTRICT GHIZER, GILGIT-BALTISTAN	44.33	44	6.152
F.G. Boys Secondary School, Abbysinia lines, School Road, Near Cantt Station, Karachi Cantt.	79.45	27	5.484
F.G. Dawood Public School, Muzaffarabad, (AJK)	79.13	57	14.51
F.G. Fazaia Public School (2nd Shift), PAF Base, Faisal Karachi	82.67	20	6.683
F.G. Fazaia Public School (2nd Shift), PAF Jinnah Camp, PAF Base, Chaklala Rawalpindi Cantt	78.33	54	13.766
F.G. Fazaia Public School (2nd Shift), PAF, M. M. Alam Base, Mianwali	82.59	39	8.834
F.G. Fazaia Public School, (2nd Shift) PAF Masroor Base, Karachi	66.16	23	12.353
F.G. Fazaia Public School, PAF Base Kalabagh, Abbottabad Cantt	58.93	36	12.078
F.G. Fazaia Public School, PAF Base, Sakesar Distt. Khushab	74.19	30	13.297

Institution	Mean percentage Marks	Number of Students	Std. Deviation
F.G. Fazaia Public School, PAF Camp Badaber, Peshawar	61.11	9	10.79
F.G. Fazaia Secondary School, (2nd Shift) PAF Base Rafiqui, Shorkot Cantt.	84.33	12	12.845
F.G. Girls High School No. 4, School Road, Peshawar Cantt	78.15	26	9.923
F.G. Girls Secondary School, Chak No. 87/NB, Sargodha Cantt	85.86	4	7.366
F.G. Javed Akhtar Shaheed Public School, PMA Kakul, Abbottabad	62.96	18	17.11
F.G. Model Public School (Girls), Sarwar Road, Lahore Cantt	77.96	107	13.15
F.G. Model Public School No. 2, Mardan Cantt	72.61	11	9.403
F.G. Model Public School, Mangla Cantt	74.41	68	15.374
F.G. Model Public School, Wah Cantt	62.34	275	17.958
F.G. Public School (Boys), Attock Cantt	68.58	63	13.378
F.G. Public School (Boys), Bahawalpur Cantt	73.65	66	16.623
F.G. Public School (Boys), Khyber Road, Peshawar Cantt	61.66	53	11.263
F.G. Public School (Boys), R.A. Bazar, Rawalpindi Cantt.	57.47	158	14.882
F.G. Public School (Boys), Sanjwal Cantt	60.24	73	16.159
F.G. Public School (Boys), Sher Shah Road, Multan Cantt	77.63	63	14.294
F.G. Public School (Boys), Tufail Road, Quetta Cantt	53.03	65	15.575
F.G. Public School (Girls), AMC Center, Abbotabad Cantt	63.67	41	17.373
F.G. Public School (Girls), Aziz Bhatti Road, Quetta Cantt	61.77	49	16.055
F.G. Public School (Girls), Ch.Iqbal Road, Rawalpindi.	69.2	192	15.019
F.G. Public School (Girls), Daryabad, Rawalpindi Cantt	77.74	68	10.503
F.G. Public School (Girls), Jhelum Cantt	74.52	81	16.101
F.G. Public School (Girls), KARF, Kamra Cantt	86.64	24	8.511
F.G. Public School (Girls), Sanjwal Cantt, Attock	81.7	76	11.264
F.G. Public School (Girls), Stadium Road, Peshawar Cantt	66.92	44	12.933
F.G. Public School No. 05 (Boys), Wah Cantt	66.67	73	13.565
F.G. Public School No. 1 (Boys), Chaklala, Rawalpindi Cantt	64.72	99	16.88
F.G. Public School No. 1 (Boys), Gujranwala Cantt	75.84	66	10.909
F.G. Public School No. 1 (Boys), Hyderabad Cantt.	70.3	68	12.678
F.G. Public School No. 1 (Boys), Jhelum Cantt	69.17	64	13.828

Institution	Mean percentage Marks	Number of Students	Std. Deviation
F.G. Public School No. 1 (Boys), Pano Aqil Cantt	69.21	21	10.872
F.G. Public School No. 1 (Boys), Tariqabad, Sargodha	79.98	26	10.539
F.G. Public School No. 1 (Boys), Trust colony, Bahawalpur Cantt	78.71	41	11.684
F.G. Public School No. 1 (Boys), Wah Cantt	68.62	197	18.889
F.G. Public School No. 1 (Girls), R.A. Bazar, Lahore Cantt	75.85	115	12.701
F.G. Public School No. 1 (Girls), Sialkot Cantt	84.42	31	8.819
F.G. Public School No. 1 (Girls), Taxila Cantt	84.9	56	10.103
F.G. Public School No. 1, (Girls), Bahawalpur Cantt	86.4	30	7.746
F.G. Public School No. 1, Kohat Cantt	71.41	54	12.092
F.G. Public School No. 2 (Boys), (2nd Shift), Multan Cantt	64.39	27	18.136
F.G. Public School No. 2 (Boys), Lahore Cantt	79	44	8.791
F.G. Public School No. 2 (Boys), Multan Cantt	76.53	62	14.263
F.G. Public School No. 2 (Boys), Tariq Road, Sialkot Cantt	83.51	30	6.442
F.G. Public School No. 2 (Boys), Tariqabad, Rawalpindi Cantt	61.03	186	15.73
F.G. Public School No. 2 (Boys), Wah Cantt	73	97	16.265
F.G. Public School No. 2 (Girls), Aziz Shaheed Road, Sialkot Cantt	87.38	26	5.225
F.G. Public School No. 2 (Girls), Gujranwala Cantt	82.14	51	9.176
F.G. Public School No. 2 (Girls), Hyderabad Cantt	81.29	27	8.564
F.G. Public School No. 2 (Girls), Kharian Cantt	77.93	91	12.834
F.G. Public School No. 2 (Girls), Wah Cantt	74.07	145	14.657
F.G. Public School No. 3 (Boys), Chaklala, Rawalpindi Cantt	57.32	187	14.227
F.G. Public School No. 3 (Boys), Wah Cantt	57.86	383	16.033
F.G. Public School No. 3 (Girls) (2nd Shift), Aurang Zeb Road, Multan Cantt	84.01	22	9.022
F.G. Public School No. 3 (Girls) Aurangzeb Road, Multan Cantt	79.67	89	13.502
F.G. Public School No. 3 (Girls), Risalpur Cantt	58.85	20	13.978
F.G. Public School No. 4 (Boys), Wah Cantt	67.35	161	16.21
F.G. Public School No. 5 (Boys), Lahore Cantt	67.16	34	13.551
F.G. Public School No. 5 (Girls), Wah Cantt	77.92	172	12.776
F.G. Public School No. 6 (Girls), Wah Cantt	78.88	147	14.393
F.G. Public School No. 7 (Girls), Wah Cantt	77.24	163	12.897
F.G. Public School No.1 (Boys), Sialkot Cantt	81.94	34	7.755
F.G. Public School No.1 City Road, Shorkot Cantt	58.69	37	17.253

Institution	Mean percentage Marks	Number of Students	Std. Deviation
F.G. Public School No.1, (Boys), Multan Cantt.	65.93	116	18.354
F.G. Public School, Mahfooz Shaheed Garrison, Lahore Cantt	77.07	45	10.47
F.G. Public School, Mela Mandi, Sargodha Cantt	85.24	55	10.508
F.G. Public School, New Cantt, Sargodha Cantt	80.09	58	10.347
F.G. Public School, PAC, Kamra Cantt	76.34	22	14.15
F.G. Public School, Shami Road, Lahore Cantt.	87.17	24	7.747
F.G. Public School, Tariq Road, Peshawar Cantt.	56.53	67	13.724
F.G. Public School, Zhob Cantt	52.5	19	11.17
F.G. Public Secondary School (2nd Shift), Mehfooz Road, Rawalpindi	66.61	55	15.344
F.G. Public Secondary School No. 1, Warsak Road, Peshawar Cantt	64.06	23	18.517
F.G. Public Secondary School, CAD Kirana, Sargodha Cantt.	81.36	31	12.135
F.G. SMHS (N.H) Public School (Girls), Multan Cantt	81.82	43	12.573
F.G.Boys Secondary School (2nd Shift), Nai Chawani (Westridge-I), Rawalpindi Cantt	61.24	44	16.828
F.P Secondary School, 638-E 31, Chowk DheriHassanabad, Rawalpindi Cantt.	47.3	17	11.312
Farooqi Model High School (Boys Campus), Wah Cantt	60.99	16	21.614
Farooqi Model High School (Girls Campus), Wah Cantt	74.51	17	16.239
Farooqia Public High School, Street No 14, Kamalabad, Rawalpindi	54.26	129	16.996
Fatima Jinnah Women College, Main Airport Road, 411, Rgiayoul, Skardu (Gilgit-Baltistan)	61.5	24	16.398
Fatima Public School and College, Jabba Khanna Dak (FA) , Islamabad	80.2	58	13.577
Fatimiyah College and School, Lower Chattar, Muzaffarabad, Azad Kashmir	71.83	16	16.608
Fauji Foundation College for Boys, New Lalazar, Rawalpindi Cantt.	77.74	216	16.149
Fauji Foundation College for Girls, New Lalazar, Rawalpindi Cantt.	88.89	144	9.738
Fauji Foundation College, Near Takbeer Colony, Kamra Road, Attock	80.96	38	13.746
Fauji Foundation Model School-2, 7-1/70-C, Major Muhammad Ali Shaheed Road, Quetta	70.33	23	17.607
Fauji Foundation Model School, Dera Ismail Khan Cantt	62.25	18	10.383
Fauji Foundation Model School, (Airport Area Campus) Naseer Street, Shah Faisal Colony, Rawalpindi Cantt	82.61	47	9.928

Institution	Mean percentage Marks	Number of Students	Std. Deviation
Fauji Foundation Model School, (Morgah Campus), Safa Town, Chaudhry Tariq (Tikka) Colony, Opposite Morgah Biodiversity Park, New Morgah Road, Rawalpindi.	85.89	37	9.836
Fauji Foundation Model School, (Tulsa Road Campus) Lalazar, Rawalpindi Cantt.	89.06	37	7.22
Fauji Foundation Model School, 713-A, DOHS-II, College Block, Opposite MEO Office, Gujranwala Cantt.	85.11	31	8.078
Fauji Foundation Model School, Adiala Road Campus, Rawalpindi Cantt.	77.19	24	10.508
Fauji Foundation Model School, Bala Peer, Muzaffarabad (A.K)	88.07	32	11.553
Fauji Foundation Model School, Bedian Road, Lahore Cantt.	84.21	43	11.423
Fauji Foundation Model School, Chak Shahzad Campus (F.A), Islamabad.	88.1	34	8.349
Fauji Foundation Model School, Chaklala Scheme-III, Afzal Town, Rawalpindi Cantt.	88.68	35	9.242
Fauji Foundation Model School, Dhamial Campus, Gulshan-e-Iqbal, Lalazar-II, Phase-II, Dhamial Road, Rawalpindi.	81.56	37	12.947
Fauji Foundation Model School, Dhenda Road, P. O. Box 19, Haripur	85.99	63	9.551
Fauji Foundation Model School, District Headquarters Area, Bagh (AJK)	82.73	25	16.131
Fauji Foundation Model School, Fatehpur Thakiala (Nikial), Distt Kotli (A.K)	76.75	32	13.014
Fauji Foundation Model School, H.No. 3, Adil Town, Dubai Mahal Road, Bahawalpur	81.18	17	8.33
Fauji Foundation Model School, House No.67/1, Sector, D-4, Mirpur (AJK)	81.02	29	10.756
Fauji Foundation Model School, Jhangi, Abbottabad	82.86	28	12.268
Fauji Foundation Model School, Kamalabad Campus, Rawalpindi Cantt.	90.8	27	4.231
Fauji Foundation Model School, Khomer Yadgar Chowk, Gilgit	78.57	26	18.667
Fauji Foundation Model School, Kotli (AJK)	92.36	27	7.434
Fauji Foundation Model School, Mang (AJK)	64.54	34	14.803
Fauji Foundation Model School, Multan Cantt.	83.88	37	11.331
Fauji Foundation Model School, OLD G.T Road, Near Railway Station, Jhelum Cantt	77.91	33	14.005
Fauji Foundation Model School, Palandri (AJK)	91.1	35	8.273
Fauji Foundation Model School, Rawalakot (AJK)	86.8	30	13.234
Fauji Foundation Model School, Samungli Road, Quetta Cantt.	83.91	32	8.037
Fauji Foundation Model School, Sialkot Cantt.	79.43	41	11.595

Institution	Mean percentage Marks	Number of Students	Std. Deviation
Fauji Foundation Model School, Westridge-II, Rawalpindi Cantt.	85.41	70	9.42
Fauji Foundation Secondary School, (Peshawar Road Campus) H.No.17-A, ST # 3, Westridge-I, Rawalpindi Cantt	86.35	35	8.834
Fazaia Degree College, 30 Rafique Road, Peshawar Cantt	69.11	137	17.971
Fazaia Degree College, Aircraft Rebuild Factory (ARF) Kamra.	80.43	233	13.729
Fazaia Degree College, Faisal, Karachi.	81.58	243	13.031
Fazaia Degree College, MRF Kamra, Distt Attock	83.06	298	13.761
Fazaia Degree College, Rafiqui, Shorkot Cantt.	91.26	143	6.033
Fazaia Degree College, Risalpur Cantt.	85.05	171	10.974
Fazaia Education System School, Sector E-9, PAF Complex, Islamabad	84.18	57	13.697
Fazaia Inter College, Chaklala, Rawalpindi Cantt	86.45	323	11.674
Fazaia Inter College, E-9, Islamabad	86.17	326	9.807
Fazaia Inter College, Jinnah Camp, Khanna Road, Rawalpindi Cantt	87.63	178	8.881
Fazaia Inter College, Kallar Kahar	76.77	99	14.196
Fazaia Inter College, Lower Topa, Murree	63.29	36	16.319
Fazaia Inter College, Malir Cantt, Karachi-9	78.54	101	15.026
Fazaia Inter College, Minhas (Kamra)	84.13	161	15.209
Fazaia Inter College, PAF Camp Badaber, Peshawar, Postal Code 24830	73.19	20	16.143
Fazaia Inter College, Samungli, Quetta	76.46	82	17.356
Fazaia Inter College, Shaheen Camp, Peshawar Cantt	81.15	122	13.988
Fazaia Intermediate College, Munir Road, Lahore Cantt	79.9	266	15.353
Fazaia Intermediate College, Kohat Cantt.	79.86	140	13.131
Fazaia Intermediate College, Korangi Creek, Karachi	78.5	120	13.425
Fazaia Intermediate College, PAF Base Shahbaz, Jacobabad, Sindh	83.91	45	12.677
Fazaia Model Inter College, Mushaf, Sargodha Cantt	90.59	213	7.31
FC Public School (Lt. Col. Alamdar Shaheed) Campus, Jail Road, Sibi.	54.83	21	17.956
Federal Abdali College , Misrial Road, Chaman Abad, Rawalpindi Cantt	52.54	136	13.709
Federal Kintaar College, Harley Street, Kalma Chowk, Rawalpindi Cantt	43.28	69	10.449
Federal Public School,67, 68, 69, Model Town, Humak (F.A), Islamabad	46.93	12	18.336
Federal Science & Commerce College, Bostan Road, Chaklala Scheme III, Rawalpindi Cantt	48.74	73	14.304

Institution	Mean percentage Marks	Number of Students	Std. Deviation
FFC Grammar School & College, Fauji Fertilizer Company Township, Mirpur Mathelo Ghotki (SINDH)	88.5	30	8.357
FG Public School (Boys), Piffers Abbottabad.	57.31	42	15.187
FIES Group of Schools and Colleges, near Athal Chowk, Main Murree Road, Bhara Kahu (FA), Islamabad.	47.96	97	11.548
Flying Angels Public School, Near PDA Office Housing Scheme, Rawalakot, AJK	89.96	41	6.556
Foundation Public School, CB-51/4, 26 Area Gadwal, Wah Cantt.	57.17	76	18.61
Frontier Corps Public High School No. 01, Wana South Waziristan Agency	70.88	21	7.713
Frontier Corps Public School, Dera Bugti	58.64	39	14.645
Frontier Corps Public School, Dera Murad Jamali, District Naseerabad, Balochistan	42.62	5	3.272
Frontier Corps Public School, Head Quarter Chagai Militia, Nushki (Balochistan)	61.14	34	13.829
Frontier Corps Public School, Loralai Cantt	75.13	47	10.483
Frontier Corps Public School, Pishin Scouts, Chaman	58.68	31	13.437
Frontier Corps Public School, Wana, South Waziristan Agency	69.89	9	14.687
Frontier Corps Public School, Zhob Headquarters Zhob Militia, Zhob.	72.78	13	16.167
Future Angels International Model School, Tamma Road, Near Jabbi Morr, Islamabad.	56.43	75	12.737
Future Foundation School, Baraf Khana Chowk, Misrial Road, Rawalpindi Cantt.	68.44	122	19.433
Gandhara Public School and College, New Gadwal, Wah Cantt.	57.47	96	16.754
Garden Public Secondary School, Garden Town, New Shakrial, Islamabad	57.63	59	16.132
Garrison Academy for Boys, Tufail Road, Lahore Cantt.	91.51	159	5.633
Garrison Academy for Girls, Sarfraz Rafiqui Road, Lahore Cantt.	93.92	150	4.425
Garrison Academy Junior Campus, B-III Area Street-5, Gujranwala Cantt	84.6	70	12.492
Garrison Academy, Gujranwala Cantt.	84.3	104	12.702
Garrison Academy, Kharian Cantt.	87.05	163	11.593
Garrison Academy, Musa Road, Quetta Cantt	76.91	197	17.155
Garrison Academy, Tufail Shaheed Campus, Nishat Colony, Lahore Cantt.	81.76	208	13.206
Garrison Army Public School, 1-Michni Line, Babar Road, Peshawar Cantt.	85.89	108	10.244
Garrison Boys High School, Tufail Road, Lahore Cantt.	76.76	261	14.867
Garrison Cadet College, P.O. Box - 04, Kohat	91.72	119	4.556

Institution	Mean percentage Marks	Number of Students	Std. Deviation
Gateway Secondary School, Link/Sajjad Bukhari Road, Allama Iqbal Colony, Rawalpindi Cantt	52.35	5	14.77
Ghazali College, Bhara Kahu, (F.A.), Islamabad.	73.77	100	16.375
Ghizer Higher Secondary School, Gahkuch GB, Ghizer, Punial, (Gilgit-Baltistan)	49.94	125	12.587
Ghizer Public School, Gahkuch, Distt. Ghizer (Gilgit-Baltistan)	44.55	38	7.411
GIK College, Ghulam Ishaq Khan Institute of Engg. Sciences & Tech. Topi, Distt: Swabi	83.24	32	12.376
Gilani Cambridge School, Lala Rukh, Wah Cantt.	54.37	9	18.612
Gileet Secondary Model Public School, Yasin Colony, Jutial, Gilgit (Gilgit-Baltistan)	51.67	11	13.736
Global Higher Secondary School Danyore, Baig Market, Alamdar Road, Danyore Distt. Gilgit (Gilgit-Baltistan)	60.54	58	16.254
Global Public Higher Secondary School, CB-50, Sir Syed Road, College Stop, New Gadwal, Wah Cantt.	46.3	6	9.316
Global School System, 115 Range Road, Sabzazar, Rawalpindi Cantt.	69.18	313	16.852
Global School System, 719-D, 6th Road, Satellite Town, Rawalpindi.	68.01	40	15.79
Global School System, Sohan Village (F.A.), Islamabad	68.15	63	17.361
Global System of Integrated Studies (GSIS), Street No. 3, H-8/1, Islamabad	63.16	61	17.7
Glorious English School, DhokeSyedan, Rawalpindi Cantt.	73.08	134	16.326
Glorious Montessori & School System, Main Street Janjua Town, Adyala Road, Rawalpindi.	50.18	22	14.46
Govt Higher Secondary School Thowar, Tehsil Roundu, Distt Skardu (Gilgit-Baltistan)	40.99	45	7.673
GOVT (LAB) GIRLS HIGH SCHOOL SUNDUS, SKARDU	55.05	56	10.396
GOVT ANWARI (SHAHEED) HIGH SCHOOL DUMSUM, TEHSIL MASHABRUM, DISTRICT GHANCHE (GILGIT-BALTISTAN)	54	14	13.307
GOVT BOYS HIGH SCHOOL ASTORE, NEAR POST OFFICE EIDGAH, ASTORE (GILGIT-BALTISTAN)	47.06	53	12.414
GOVT BOYS HIGH SCHOOL BARAH, POST OFFICE BARAH BALA, TEHSIL KHAPLU, DISTRICT GHANCHE (GILGIT-BALTISTAN)	50.73	48	13.399
GOVT BOYS HIGH SCHOOL BUNJI, POST OFFICE BUNJI, DISTRICT ASTORE (GILGIT-BALTISTAN)	42.14	14	6.04
GOVT BOYS HIGH SCHOOL CHAKARKOTE SAI, TEHSIL AND DISTRICT GILGIT	47.22	13	6.164

Institution	Mean percentage Marks	Number of Students	Std. Deviation
GOVT BOYS HIGH SCHOOL CHALT, VILLAGE CHALT PAEEN, P.O. CHALT, DISTRICT NAGAR (GILGIT-BALTISTAN)	47.24	43	8.087
GOVT BOYS HIGH SCHOOL CHATORKHAND, POST OFFICE CHATORKHAND, TEHSIL ISHKOMAN, DISTRICT GHIZER (GILGIT-BALTISTAN)	38.53	34	2.587
GOVT BOYS HIGH SCHOOL CHILAS, HARPAN DAS CHILAS, DISTRICT DIAMER (GILGIT-BALTISTAN)	49.51	120	12.528
GOVT BOYS HIGH SCHOOL CHORIT, VILLAGE CHORIT, TEHSIL SHOUNTER, POST OFFICE TERISHING, DISTRICT ASTORE (GILGIT-BALTISTAN)	48.86	60	10.577
GOVT BOYS HIGH SCHOOL CHURKA, TEHSIL & DISTRICT SHIGAR (GILGIT-BALTISTAN)	47.04	90	12.975
GOVT BOYS HIGH SCHOOL DANYORE, TEHSIL DANYORE, DISTRICT GILGIT	45.97	41	9.074
GOVT BOYS HIGH SCHOOL DAREL GUMMARI, DISTRICT DIAMER (GILGIT-BALTISTAN)	46.44	87	7.61
GOVT BOYS HIGH SCHOOL DASHKIN, POST OFFICE BUNJI, TEHSIL & DISTRICT ASTORE (GILGIT-BALTISTAN)	42.32	31	7.2
GOVT BOYS HIGH SCHOOL DATUCHI, BAGROTE, TEHSIL DANYORE, DISTRICT GILGIT	41.35	72	7.209
GOVT BOYS HIGH SCHOOL DIRLA BALA, TEHSIL SHOUNTER DISTRICT ASTORE (GILGIT-BALTISTAN)	41.61	40	8.523
GOVT BOYS HIGH SCHOOL GAMBA, TEHSIL GAMBA, DISTRICT SKARDU (GILGIT-BALTISTAN)	54.88	82	10.815
GOVT BOYS HIGH SCHOOL GAYAL DAREL, DISTRICT DIAMER (GILGIT-BALTISTAN)	49.31	24	9.206
GOVT BOYS HIGH SCHOOL GHURSAY, POST OFFICE GHURSAY, TEHSIL MASHABRUM, DISTRICT GHANCHE (GILGIT-BALTISTAN)	41.92	14	8.18
GOVT BOYS HIGH SCHOOL GOHARABAD, VILLAGE GOHARABAD, TEHSIL CHILAS, DISTRICT DIAMER (GILGIT-BALTISTAN)	39.45	28	3.708
GOVT BOYS HIGH SCHOOL GOLE, TEHSIL & DISTRICT SKARDU (GILGIT-BALTISTAN)	42.88	32	11.34
GOVT BOYS HIGH SCHOOL GONER FARM, POST OFFICE GONER FARM, TEHSIL CHILAS DISTT. DIAMER (GILGIT-BALTISTAN)	40.6	22	6.498

Institution	Mean percentage Marks	Number of Students	Std. Deviation
GOVT BOYS HIGH SCHOOL GORIKOTE, TEHSIL SHOUNTER, DISTRICT ASTORE (GILGIT-BALTISTAN)	56.19	104	12.609
GOVT BOYS HIGH SCHOOL GUDAI, TEHSIL SHOUNTER, DISTRICT ASTORE (GILGIT-BALTISTAN)	47.18	56	9.621
GOVT BOYS HIGH SCHOOL GULABPUR, P.O GULABPUR, TEHSIL & DISTRICT SHIGAR (GILGIT-BALTISTAN)	45.18	45	11.513
GOVT BOYS HIGH SCHOOL GULAGMULI, VILLAGE & POST OFFICE GULAGMULI, TEHSIL GUPIS (PHANDER), GHIZER	37.54	35	2.72
GOVT BOYS HIGH SCHOOL GULLAPUR, GHIZER (GILGIT- BALTISTAN)	48.21	44	8.159
GOVT BOYS HIGH SCHOOL GUPIS, POST OFFICE GUPIS, DISTRICT GHIZER (GILGIT-BALTISTAN)	44.04	67	7.745
GOVT BOYS HIGH SCHOOL HATOON, VILLAGE HATOON, POST OFFICE GAHKUCH, TEHSIL PUNIAL, DISTT GHIZER (GILGIT-BALTISTAN)	46.89	55	8.152
GOVT BOYS HIGH SCHOOL HOPER NAGAR NO. 1, VILLAGE HOPER, POST OFFICE NAGAR NO. 1, DISTRICT NAGAR (GILGIT-BALTISTAN)	42.17	15	4.948
GOVT BOYS HIGH SCHOOL HUSSAINABAD, SKARDU (GILGIT-BALTISTAN)	46.1	34	9.249
GOVT BOYS HIGH SCHOOL IMMIT, POST OFFICE & VILLAGE IMMIT, TEHSIL ISHKOMAN, DISTRICT GHIZER, GILGIT-BALTISTAN	38.6	10	2.211
GOVT BOYS HIGH SCHOOL JAGIR BASIN, TEHSIL & DISTT. GILGIT (GILGIT-BALTISTAN)	53.86	36	8.968
GOVT BOYS HIGH SCHOOL JALALABAD, TEHSIL & DISTRICT GILGIT (GILGIT-BALTISTAN)	49.61	33	9.994
GOVT BOYS HIGH SCHOOL KACHURA, SKARDU (GILGIT-BALTISTAN)	43.4	72	10.124
GOVT BOYS HIGH SCHOOL KASHMAL, VILLAGE NAWASHER P.O DAMBODAS, ROUNDU, SKARDU (GILGIT-BALTISTAN)	43.72	24	10.165
GOVT BOYS HIGH SCHOOL KERIS, TEHSIL DAGHONI DISTRICT GHANCHE (GILGIT-BALTISTAN)	44.05	62	9.128
GOVT BOYS HIGH SCHOOL KHANGROOL, PARISHING RAMKHA, DISTRICT ASTORE (GILGIT-BALTISTAN)	50.64	23	12.427

Institution	Mean percentage Marks	Number of Students	Std. Deviation
GOVT BOYS HIGH SCHOOL KHAPLU BALA DISTRICT GHANCHE (GILGIT-BALTISTAN)	47.27	23	5.759
GOVT BOYS HIGH SCHOOL KURO, P.O & VILLAGE KURO, DISTRICT GHANCHE (GILGIT-BALTISTAN)	49.8	38	11.926
GOVT BOYS HIGH SCHOOL KWARDO, VILLAGE & POST OFFICE KWARDO, TEHSIL GAMBA, DISTRICT SKARDU (GILGIT-BALTISTAN)	47.39	16	6.739
GOVT BOYS HIGH SCHOOL LOUS, DISTRICT ASTORE (GILGIT-BALTISTAN)	49.18	30	15.351
GOVT BOYS HIGH SCHOOL MANIKAL, VILLAGE MANIKAL, TEHSIL DAREL, DISTRICT DIAMER (GILGIT-BALTISTAN)	42.47	50	5.731
GOVT BOYS HIGH SCHOOL MINAWAR, VILLAGE MINAWAR, TEHSIL & DISTRICT GILGIT	39.32	8	7.375
GOVT BOYS HIGH SCHOOL MINIMARG, DISTRICT ASTORE (GILGIT-BALTISTAN)	39.25	14	5.366
GOVT BOYS HIGH SCHOOL MIRMALIK, TEHSIL SHOUNTER DISTRICT ASTORE (GILGIT-BALTISTAN)	37.25	4	1.415
GOVT BOYS HIGH SCHOOL NAGAR PROPER, TEHSIL NAGAR-1, DISTRICT NAGAR (GILGIT-BALTISTAN)	57.91	5	15.697
GOVT BOYS HIGH SCHOOL NILT, TEHSIL AND DISTRICT NAGAR-II (GILGIT-BALTISTAN)	52.75	60	11.031
GOVT BOYS HIGH SCHOOL OLDING, KHARMANG, P.O. OLDING 16600, TEHSIL AND DISTRICT KHARMANG, (GILGIT-BALTISTAN)	46.54	86	7.45
GOVT BOYS HIGH SCHOOL OSHIKHANDASS, DISTRICT GILGIT	54.25	26	13.2
GOVT BOYS HIGH SCHOOL PAKORA, VILLAGE & POST OFFICE PAKORA, TEHSIL SHOUNTER, DISTRICT ASTORE (GILGIT-BALTISTAN)	40.25	45	4.916
GOVT BOYS HIGH SCHOOL PARI, KHARMANG, SKARDU (GILGIT-BALTISTAN)	45.4	19	8.793
GOVT BOYS HIGH SCHOOL PHAKER NAGAR, VILLAGE PHAKER, TEHSIL SKINDARABAD, DISTRICT NAGAR-II (GILGIT-BALTISTAN)	50.73	41	10.27
GOVT BOYS HIGH SCHOOL PHANDER, TEHSIL PHANDER, DISTT. GHIZER (GILGIT-BALTISTAN)	50.08	74	10.162

Institution	Mean percentage Marks	Number of Students	Std. Deviation
GOVT BOYS HIGH SCHOOL PHUGUCH, VILLAGE PHUGUCH, TEHSIL DAREL, DISTRICT DIAMER (GILGIT-BALTISTAN)	56.65	13	7.664
GOVT BOYS HIGH SCHOOL QUMARA, TEHSIL GAMBA, DISTRICT SKARDU (GILGIT-BALTISTAN)	50.32	8	7.407
GOVT BOYS HIGH SCHOOL RAHIMABAD, VILLAGE & POST OFFICE RAHIMABAD, TEHSIL DANYORE, DISTRICT GILGIT	40.86	12	4.062
GOVT BOYS HIGH SCHOOL RATTU, VILLAGE RATTU, TEHSIL SHOUNTER, DISTRICT ASTORE (GILGIT-BALTISTAN)	52.02	77	13.389
GOVT BOYS HIGH SCHOOL SAMIGAL DAREL, TEHSIL DAREL, POST OFFICE GUMARY, DISTRICT DIAMER (GILGIT-BALTISTAN)	47.96	41	7.092
GOVT BOYS HIGH SCHOOL SERMIK, TEHSIL & DISTRICT SKARDU (GILGIT-BALTISTAN)	44.74	32	10.596
GOVT BOYS HIGH SCHOOL SHAHEEN KOTE, TEHSIL CHILAS, DISTT. DIAMER (GILGIT-BALTISTAN)	44.46	37	6.539
GOVT BOYS HIGH SCHOOL SHAROTE, VILLAGE & POST OFFICE SHAROTE, TEHSIL & DISTT GILGIT (GITGIT-BALTISTAN)	49.56	23	5.616
GOVT BOYS HIGH SCHOOL SINGAL, BRANCH POST OFFICE SINGAL, TEHSIL PUNIAL, DISTRICT GHIZER (GILGIT-BALTISTAN)	56.44	38	10.003
GOVT BOYS HIGH SCHOOL SOST, TEHSIL GOJAL, DISTT. HUNZA (GILGIT-BALTISTAN)	57.41	19	12.705
GOVT BOYS HIGH SCHOOL STAK, VILLAGE KHARKHOR STAK, TEHSIL ROUNDU, DISTRICT SKARDU (GILGIT-BALTISTAN)	61.33	20	7.463
GOVT BOYS HIGH SCHOOL SUKAMAIDAN, TEHSIL & DISTRICT SKARDU (GILGIT-BALTISTAN)	52.2	121	14.516
GOVT BOYS HIGH SCHOOL SUMAYAR, VILLAGE & POST OFFICE SUMAYAR, TEHSIL NAGAR-I, DISTRICT NAGAR, GILGIT-BALTISTAN	40.13	24	5.535
GOVT BOYS HIGH SCHOOL TAKIA, TEHSIL & P.O. CHILAS, DISTT DIAMER (GILGIT-BALTISTAN)	49.14	43	5.813
GOVT BOYS HIGH SCHOOL TANGIR JUGLOTE, TEHSIL TANGIR, DISTRICT DIAMER (GILGIT-BALTISTAN)	41.32	73	6.478

Institution	Mean percentage Marks	Number of Students	Std. Deviation
GOVT BOYS HIGH SCHOOL TISSAR, TEHSIL & DISTRICT SHIGAR (GILGIT-BALTISTAN)	57.72	122	11.967
GOVT BOYS HIGH SCHOOL TOLTI, TEHSIL AND DISTRICT KHARMANG (GILGIT-BALTISTAN)	58.12	9	7.868
GOVT BOYS HIGH SCHOOL TORMIK, ROUNDU TEHSIL ROUNDU, DISTRICT SKARDU (GILGIT-BALTISTAN)	54.83	49	11.683
GOVT BOYS HIGH SCHOOL YASIN PROPER, TEHSIL & SUB DIVISION YASIN, DISTRICT GHIZER, (GILGIT BALTISTAN)	41.09	69	6.73
GOVT BOYS HIGH SCHOOL, GULMIT, TEHSIL GOJAL, DISTRICT HUNZA (GILGIT-BALTISTAN)	42.1	28	4.399
GOVT BOYS HIGH SCHOOL, KARIMABAD, DISTT. HUNZA (GILGIT-BALTISTAN)	50.32	26	6.686
GOVT BOYS HIGH SCHOOL, NASIRABAD, DISTT. HUNZA (GILGIT-BALTISTAN)	51.15	42	9.522
GOVT BOYS HIGH SCHOOL, NEW RANGA, SKARDU (GILGIT-BALTISTAN)	46.55	80	11.851
GOVT BOYS HIGHER SECONDARY SCHOOL NOMAL, TEHSIL & DISTRICT GILGIT (GILGIT-BALTISTAN)	44.67	110	10.878
GOVT BOYS HIGHER SECONDARY SCHOOL SKARDU, NEAR DHQ HOSPITAL, SKARDU (GILGIT-BALTISTAN)	50.63	179	13.597
GOVT BOYS MODEL HIGH SCHOOL SHIGAR, DISTRICT SHIGAR (GILGIT-BALTISTAN)	59.8	50	13.163
GOVT BOYS MODEL HIGH SCHOOL, ALIABAD, DISTT. HUNZA (GILGIT-BALTISTAN)	43.88	25	5.225
GOVT BOYS MODEL HIGH SCHOOL, GHULMAT, TEHSIL SIKANDARABAD, DISTRICT NAGAR, GILGIT BALTISTAN	55.99	11	10.243
GOVT BOYS MODEL HIGH SCHOOL, KHAPLU, P.O. KHAPLU, DISTT GHANCHE (GILGIT-BALTISTAN)	57.63	63	13.449
GOVT BOYS MODEL HIGH SCHOOL, SIKANDARABAD, POST OFFICE & TEHSIL NAGAR-II, DISTRICT NAGAR (Gilgit-Baltistan)	52.37	8	10.248
GOVT CAPT JAWAD ASLAM CHEEMA (SHAHEED) BOYS HIGH SCHOOL SIKSA, SUB DIVISION CHOURBAT, DISTT GHANCHE (GILGIT-BALTISTAN)	49.15	27	13.093
GOVT GIRLS HIGH SCHOOL ASKURDAS, VILLAGE ASKURDAS, TEHSIL NAGAR-1, DISTRICT NAGAR, GILGIT BALTISTAN	62.44	8	14.757

Institution	Mean percentage Marks	Number of Students	Std. Deviation
GOVT GIRLS HIGH SCHOOL BARGO BALA, TEHSIL & DISTRICT GILGIT (GILGIT-BALTISTAN)	65.09	23	7.758
GOVT GIRLS HIGH SCHOOL BUNJI, POST OFFICE BUNJI, DISTRICT ASTORE (GILGIT-BALTISTAN)	50.91	34	8.334
GOVT GIRLS HIGH SCHOOL CHALT, CHALT BALA, DISTRICT NAGAR (GILGIT-BALTISTAN)	61.26	33	12.973
GOVT GIRLS HIGH SCHOOL CHATORKHAND, VILLAGE & POST OFFICE CHATORKHAND, TEHSIL ISHKOMAN, DISTRICT GHIZER (GILGIT-BALTISTAN)	47.83	27	11.136
GOVT GIRLS HIGH SCHOOL CHILAS, DISTRICT DIAMER (GILGIT-BALTISTAN)	51.37	61	8.973
GOVT GIRLS HIGH SCHOOL CHOUNGRAH, VILLAGE CHOUNGRAH, TEHSIL & DISTRICT ASTORE (GILGIT-BALTISTAN)	48.13	26	9.024
GOVT GIRLS HIGH SCHOOL DANYORE, DISTT. GILGIT	46.88	109	10.598
GOVT GIRLS HIGH SCHOOL GAMBA, SADIQABAD, P.O. & TEHSIL GAMBA, DISTT. SKARDU (GILGIT-BALTISTAN)	48.89	84	14.734
GOVT GIRLS HIGH SCHOOL GHOWARI, TEHSIL KHAPLU, DISTRICT GHANCHE (GILGIT-BALTISTAN)	55.23	35	18.079
GOVT GIRLS HIGH SCHOOL JAGIR BASIN, GILGIT	65.19	29	8.855
GOVT GIRLS HIGH SCHOOL JALALABAD, TEHSIL DANYORE, DISTRICT GILGIT	52.54	44	11.063
GOVT GIRLS HIGH SCHOOL JUTAL, VILLAGE AND POST OFFICE JUTAL, TEHSIL DANYORE, DISTRICT GILGIT	44.14	48	6.382
GOVT GIRLS HIGH SCHOOL KIRMIN CHIPORSAN, TEHSIL GOJAL, DISTT. HUNZA (GILGIT-BALTISTAN)	54.98	5	12.717
GOVT GIRLS HIGH SCHOOL KONODASS, TEHSIL & DISTRICT GILGIT (GILGIT-BALTISTAN)	56.38	61	13.013
GOVT GIRLS HIGH SCHOOL MEHDIABAD, KHARMANG, SKARDU (GILGIT-BALTISTAN)	53.47	43	12.25
GOVT GIRLS HIGH SCHOOL NO. 2, NEAR KHAZANA ROAD, PWD HEAD OFFICE, GILGIT	56.9	73	13.96
GOVT GIRLS HIGH SCHOOL OSHIKHANDASS, TEHSIL DANYORE, DISTRICT GILGIT	58.34	34	12.886

Institution	Mean percentage Marks	Number of Students	Std. Deviation
GOVT GIRLS HIGH SCHOOL SARGAIB KHAPLU, KHAPLU BALA, DISTT GHANCHE (GILGIT-BALTISTAN)	52.35	13	11.725
GOVT GIRLS HIGH SCHOOL SHAGARI KALAN, TEHSIL GAMBA DISTRICT SKARDU (GILGIT-BALTISTAN)	58.33	102	12.422
GOVT GIRLS HIGH SCHOOL SUKAMAIDAN, TEHSIL & DISTRICT SKARDU (GILGIT-BALTISTAN)	61.48	47	13
GOVT GIRLS HIGH SCHOOL TOLTI, TEHSIL & DISTRICT KHARMANG (GILGIT-BALTISTAN)	48.5	17	12.586
Govt Girls Higher Secondary School Daghoni, P.O. & Tehsil Daghoni, Distt Ghanche (Gilgit-Baltistan)	47.34	41	9.049
Govt Girls Higher Secondary School Ghulmat, Distt Nagar-II (Gilgit- Baltistan)	51.65	50	15.36
Govt Girls Higher Secondary School Khaplu, Askari Gone Khaplu, Distt Ghanche, (Gilgit-Baltistan)	54.64	55	13.454
Govt Girls Higher Secondary School Village Keris Tehsil Daghoni Distt Ghanche (Gilgit-Baltistan)	38.67	39	4.696
GOVT GIRLS HIGHER SECONDARY SCHOOL, GULMIT GOJAL, DISTT. HUNZA (GILGIT-BALTISTAN)	53.91	41	10.862
Govt Girls Higher Secondary School, Nagar Proper, Tehsil Nagar-I, Distt Nagar (Gilgit-Baltistan)	54.94	14	19.108
Govt Girls Higher Secondary School, No.1, Gilgit	58.02	53	16.307
Govt Girls Higher Secondary School, Quaidabad, Kushmarah, Skardu (Gilgit-Baltistan)	56.91	158	15.165
Govt Girls Higher Secondary School, Shigar, Markunja, Distt. Shigar (Gilgit-Baltistan)	60.29	65	13.07
GOVT GIRLS MODEL HIGH SCHOOL GAHKUCH, VILLAGE & POST OFFICE GAHKUCH, TEHSIL PUNIAL, DISTRICT GHIZER (GILGIT-BALTISTAN)	46.48	34	12.904
GOVT GIRLS MODEL HIGH SCHOOL, HOSPITAL ROAD, NEAR DIRECTOR EDUCATION OFFICE, TEHSIL & DISTRICT SKARDU (GILGIT-BALTISTAN)	59.42	72	18.458
Govt Girls Model Higher Secondary School, Eidgah, Tehsil & Distt Astore (Gilgit-Baltistan)	48.11	43	12.426
GOVT GIRLS SECONDARY SCHOOL, VILLAGE HUSSAINABAD, TEHSIL & DISTRICT SKARDU (GILGIT-BALTISTAN)	49.83	84	16.283

Institution	Mean percentage Marks	Number of Students	Std. Deviation
GOVT HIGH SCHOOL CHOWAR, SUB-DIVISION CHOURBAT, DISTRICT GHANCHE (GILGIT-BALTISTAN)	44.55	42	9.491
GOVT HIGH SCHOOL GALI BALA, TEHSIL TANGIR, DISTRICT DIAMER (GILGIT-BALTISTAN)	39.4	27	4.886
GOVT HIGH SCHOOL HASSANABAD, SUB DIVISION CHOURBAT, TEHSIL KHAPLU DISTRICT GHANCHE (GILGIT-BALTISTAN)	48.43	29	8.561
GOVT HIGH SCHOOL ISHKOMAN PROPER, TEHSIL ISHKOMAN, DISTRICT GHIZER (GILGIT-BALTISTAN)	49.37	31	10.401
GOVT HIGH SCHOOL JANDROTE, TEHSIL & POST OFFICE GUPIS, DISTRICT GHIZER, GILGIT-BALTISTAN	42.82	48	7.18
GOVT HIGH SCHOOL KANDAY, POST OFFICE KANDAY, TEHSIL MASHABRUM, DISTRICT GHANCHE (GILGIT-BALTISTAN)	42.13	7	5.447
GOVT HIGH SCHOOL KONDUS, VILLAGE & POST OFFICE KONDUS, TEHSIL MASHABRUM, DISTRICT GHANCHE (GILGIT-BALTISTAN)	44.08	25	10.69
GOVT HIGH SCHOOL MACHULO, P.O MACHULO, TEHSIL MASHABRUM, DISTRICT GHANCHE (GILGIT-BALTISTAN)	42.91	35	8.768
GOVT HIGH SCHOOL SAITH SALTORO, P.O. GOMA SUB-DIVISION MASHABRUM DISTRICT GHANCHE (GILGIT-BALTISTAN)	43.44	35	8.024
GOVT HIGH SCHOOL SUMAL, VILLAGE SUMAL, TEHSIL GUPIS, DISTRICT GHIZER (GILGIT-BALTISTAN)	40.82	49	5.004
GOVT HIGH SCHOOL SURMO, DISTRICT GHANCHE (GILGIT-BALTISTAN)	43.36	21	10.555
GOVT HIGH SCHOOL TAUS, POST OFFICE & TEHSIL YASIN, SUB DIVISION YASIN, DISTRICT GHIZER (GILGIT-BALTISTAN)	42.35	108	7.372
GOVT HIGH SCHOOL THAGAS, TEHSIL MASHABRUM, DISTRICT GHANCHE (GILGIT-BALTISTAN)	52.87	34	12.14
GOVT HIGH SCHOOL THALAY, , P.O & TEHSIL DAGHONI, DISTRICT GHANCHE (GILGIT-BALTISTAN)	51.29	47	8.248
GOVT HIGH SCHOOL YUGO, TEHSIL KHAPLU, DISTRICT GHANCHE (GILGIT-BALTISTAN)	56.03	13	10.947
GOVT HIGHER SECONDARY SCHOOL ALCHORI, TEHSIL & DISTT SHIGAR (GILGIT-BALTISTAN)	45.75	111	10.332
Govt Higher Secondary School Ghowari, Distt Ghanche (Gilgit- Baltistan)	48.06	34	13.94

Institution	Mean percentage Marks	Number of Students	Std. Deviation
Govt Higher Secondary School, Tallu, Tehsil Roundu, Distt. Skardu (Gilgit-Baltistan)	51.69	70	10.886
GOVT. BOYS HIGH SCHOOL BUBAR, PUNIAL, DISTT GHIZER (GILGIT-BALTISTAN)	45.5	67	11.078
GOVT. BOYS HIGH SCHOOL DAGHONI, TEHSIL DAGHONI DISTRICT GHANCHE (GILGIT-BALTISTAN)	47.41	41	5.72
GOVT. BOYS HIGH SCHOOL DAMOTE SAI, TEHSIL JUGLOTE SAI, DISTRICT GILGIT (GILGIT-BALTISTAN)	52.13	21	10.521
GOVT. BOYS HIGH SCHOOL HARPOH, VILLAGE & P.O HARPOH, TEHSIL ROUNDU, DISTRICT SKARDU (GILGIT-BALTISTAN)	39.02	11	7.156
GOVT. BOYS HIGH SCHOOL PAKORA, TEHSIL ISHKOMAN, DISTRICT GHIZER, GILGIT-BALTISTAN	43.8	50	11.319
GOVT. BOYS HIGH SCHOOL QAMRI, TEHSIL SHOUNTER, DISTRICT ASTORE (GILGIT-BALTISTAN)	44.74	15	5.693
GOVT. BOYS HIGH SCHOOL SHAGARI KALAN, TEHSIL GAMBA, DISTRICT SKARDU (GILGIT-BALTISTAN)	41.25	67	6.268
GOVT. BOYS HIGH SCHOOL SHERQILLA, VILLAGE & POST OFFICE SHERQILLA, TEHSIL PUNIAL, DISTRICT GHIZER (GILGIT-BALTISTAN)	52.17	86	8.926
GOVT. BOYS HIGH SCHOOL THOI, POST OFFICE HARF, TEHSIL YASIN, DISTRICT GHIZER (GILGIT-BALTISTAN)	40.54	82	4.833
GOVT. BOYS HIGH SCHOOL THORE KOTE, TEHSIL CHILAS, DISTRICT DIAMER (GILGIT-BALTISTAN)	61.55	6	7.265
GOVT. BOYS HIGH SCHOOL, KHARMANG, (GILGIT-BALTISTAN)	47.09	76	12.57
GOVT. BOYS MODEL HIGH SCHOOL GAHKUCH, POST OFFICE GAHKUCH, TEHSIL PUNIAL, DISTRICT GHIZER (GILGIT-BALTISTAN)	41.04	48	6.241
GOVT. BOYS MODEL HIGH SCHOOL MEHDIABAD, TEHSIL & DISTRICT KHARMANG (GILGIT-BALTISTAN)	50.43	42	13.853
GOVT. GIRLS HIGH SCHOOL KARIMABAD, DISTT. HUNZA (GILGIT-BALTISTAN)	56.4	27	13.709
GOVT. GIRLS HIGH SCHOOL SIKANDARABAD, NAGAR-II DISTRICT NAGAR (GILGIT-BALTISTAN)	53.37	38	9.393

Institution	Mean percentage Marks	Number of Students	Std. Deviation
GOVT. GIRLS HIGH SCHOOL SURMO, P.O. SURMO DISTT GHANCHE (GILGIT-BALTISTAN)	56.71	27	12.097
GOVT. GIRLS HIGH SCHOOL THOWAR, POST OFFICE DAMBUDAS, TEHSIL ROUNDU, DISTRICT SKARDU (GILGIT-BALTISTAN)	51.79	33	13.213
GOVT. GIRLS HIGH SCHOOL, NEAR PIA OFFICE, SKARDU (GILGIT-BALTISTAN)	58.01	126	15.62
GOVT. GIRLS MODEL HIGH SCHOOL ALIABAD, DISTT. HUNZA (GILGIT-BALTISTAN)	60.63	33	10.309
GOVT. HIGH SCHOOL KHARKOO, SUB DIVISION DAGHONI, DISTRICT GHANCHE (GILGIT-BALTISTAN)	44.39	37	7.746
GOVT. HIGH SCHOOL SALING, VILLAGE SALING, P.O KHAPLU, DISTT GHANCHE (GILGIT-BALTISTAN)	38.33	8	2.257
Govt. Higher Secondary School Partuk, District Ghanche (Gilgit-Baltistan)	49.64	35	11.979
GOVT. MODEL HIGH SCHOOL SASSI HARAMOSH, TEHSIL DANYORE, DISTT GILGIT	48.13	34	9.439
Grace Public School, Astana Main Airport Road, Skardu (Gilgit-Baltistan)	59.45	45	15.503
Gracious Model School & College , Lane No.1, Sher Shah Soori Road, JhangiSyedan, Islamabad	61.02	28	18.664
Grammar School, 438-B, Tulsa Road, Lalazar, Rawalpindi Cantt.	74.19	22	13.373
Grammar School, Chaudary Bostan Road, Danyal Plaza, Chaklala Scheme-III, Rawalpindi Cantt.	73.57	28	12.793
Green Leads School System, House No. CB. 2142, Street No. 30, DhokeSyedan Road, Rawalpindi	68.36	12	17.133
Growing Years High School, Main Peshawar Road, Chour, Rawalpindi Cantt	74.13	12	15.765
H. H Sheikh Rashid Al-Makhtoum Pakistan School, P. O Box; 26371, Dubai, U.A.E	58.66	92	17.202
Hamza Army Public School & College (Boys), Shahrah-e-Stadium, Rawalpindi	79.3	505	15.495
Happy Dale High School, 181-Sir Syed Road, Rawalpindi Cantt.	49.98	11	15.184
Happy Land Model School Bagh, A.K	61.17	15	16.221
Harvard College of Commerce and Sciences, Main Peshawar Road, Rawalpindi	84.94	66	8.907
Hasegawa Memorial Public School, Karimabad, Distt. Hunza (Gilgit-Baltistan)	57.1	26	11.752
HCCS Educational System (A Project of Zareena Foundation), KH # 7448, Main Peshawar Road, Rawalpindi Cantt	59.73	35	10.352

Institution	Mean percentage Marks	Number of Students	Std. Deviation
Headway Escuela Junior and High School, House No.20, 20-A, Chaklala Scheme-I, Rawalpindi Cantt	80.29	7	14.292
High Hopes Model Secondary School, 261-A, TenchBhata , Rawalpindi	44.88	9	15.983
Hira Higher Secondary School, Chirrah (F.A), Islamabad	44.55	4	4.121
Hira Model School, Federal Area, Sohan Post Office, Sohan, Islamabad	65.2	74	19.346
Hira Public School, Lane No.3, Gulistan Colony, Rawalpindi Cantt.	57.22	148	19.042
Hira Secondary School, 913 Millatabad Afshan Colony, Rawalpindi Cantt.	72.56	26	14.062
Hira Secondary School, Khawaja Corporation Chowk, Adiala Road, Rawalpindi Cantt	70.87	35	11.682
Hira Secondary School, Street No. 2, Afzal Town, Chaklala, Rawalpindi.	80.97	31	11.53
HITEC Margalla Campus, HIT, Taxila Cantt	73.17	76	14.3
HITEC School and College for Boys, Taxila Cantt.	84.07	203	11.732
HITEC School and College for Girls, Taxila Cantt.	90.87	103	8.734
Honhaar Grammar School, Kallar Road, P.O. Rawat (F.A.), Islamabad.	69.1	107	17.959
Hunza Public School & Degree College, Aga Khanabad, Aliabad, Hunza (Gilgit-Baltistan)	62.5	40	14.134
Hussnain Public Model High School, Koulsar Colony, Adda Gamber, Okara Cantt	49.58	20	11.263
Iftikhar Model Academy, Village & P.O Khanna Dak (F.A), Islamabad	62.98	55	17.539
IIUI Schools, G-13 Campus, Opposite Street No.37, G-13/2, Islamabad	89.73	9	4.105
Imperial International School and College, House No. 314, Main Margalla Road, F-10/3, Islamabad	59.13	46	16.456
Innovative School and College, Makki Plaza, Plot I-E, Abu Bakar Market, ST. 08, G-11/1, Islamabad	63.62	13	13.231
Institute of Islamic Sciences, Satra Meel, (F.A), Islamabad	81.64	51	8.73
International Islamic School of Excellence, Gulshan-e-Khudadad, E-11/1, Islamabad	57.7	40	12.089
International Islamic University College, CB-42 Chaudhry Walyat Khan Road, Chaklala Scheme III, Rawalpindi Cantt.	73.84	23	15.295
International Islamic University Islamabad School (IIUI), Chak Shahzad Campus, Main Park Road, Gulshan-e-Alhuda, Islamabad	70.41	28	15.23
International Islamic University Islamabad School, Opp Gate No.1, DHA Phase-II, Main G.T. Road, Islamabad	71.49	76	15.196

Institution	Mean percentage Marks	Number of Students	Std. Deviation
International Islamic University Islamabad Schools, H.no. 18, Shahzada Abdul Qayyum Road, I-8/3, Islamabad	69.01	54	18.686
INTERNATIONAL SCHOOL AND COLLEGE OF PAKISTAN, P.O.BOX: 19038, KHAITAN, KUWAIT	72.89	111	19.949
Iqbal Secondary School, Hurchos Union Council Alchori, Teh. & Distt. Shigar(Gilgit-Baltistan)	61.73	18	15.522
Iqra Army Public School & College, Tarbela Cantt.	69.81	116	18.59
Iqra Army Public School and College, Command and Staff College, Quetta Cantt.	74.57	49	14.769
Iqra Grammar School, 19/20/49/50, Farooq Colony, Sargodha	68.8	25	22.278
Iqra International School & College, Housing Scheme, Rawalakot, AJK	95.9	20	3.588
Iqra Model Public High School, 26-Area, Godwal, Wah Cantt.	55	77	16.18
Iqra Model Public School, Nara Syedan, P.O. Her-Do-Gher, Islamabad	76.04	23	13.742
Iqra Pakistan International School, Holy Makkah, K.S.A.	57.71	24	19.54
Iqra Pilot School, HOUSE. No. 468, STREET NO 58, Main Double Road, I-8/3, Islamabad	51.98	22	14.161
IqraRouza-Tul-Atfal Education System, Chur Chakki, Rawalpindi Cantt.	68.38	10	11.859
ISHAQ MEO SCHOOL AND COLLEGE, UET GATE NO.2, REHBAR COLONY, TAXILA	48.13	116	14.368
Islamabad Career College, Kiyani Road, Bhara Kahu, F.A., Islamabad	62.04	189	18.919
Islamabad Career School, Phase-1, Ghouri Town, Khanna East, Islamabad.	71.06	27	12.292
Islamabad College for Boys, G-6/3, Islamabad	61.87	398	18.081
Islamabad College for Girls, F-6/2, Islamabad	75.35	362	16.704
Islamabad College of Science and Commerce, Murree Road, Bhara Kahu, Islamabad	49.89	28	11.415
Islamabad Convent School, H-8/4 Campus, Street NO. 9, H-8/4, Islamabad	82.52	90	11.983
Islamabad Model College for Boys, Bhara kau (F.A.), Islamabad	49.34	156	15.38
Islamabad Model College for Boys, Bhimber Trar (F.A.), Islamabad	47.85	66	13.454
Islamabad Model College for Boys, Chak Shehzad (F.A.), Islamabad	50.48	184	14.382
Islamabad Model College for Boys, F-10/3, Islamabad	65.18	115	16.219
Islamabad Model College for Boys, F-11/1, Islamabad	44.56	111	10.456
Islamabad Model College for Boys, F-11/3, Islamabad	49.11	110	14.489

Institution	Mean percentage Marks	Number of Students	Std. Deviation
Islamabad Model College for Boys, F-7/3, Islamabad	60.06	291	17.861
Islamabad Model College for Boys, F-8/4, Islamabad	63.56	189	20.151
Islamabad Model College for Boys, G-10/4, Islamabad	64.88	246	18.497
Islamabad Model College for Boys, G-11/1, Islamabad	48.64	90	13.729
Islamabad Model College for Boys, G-6/2, Islamabad	52.79	163	14.474
Islamabad Model College for Boys, G-7/2, Islamabad	47.37	167	11.986
Islamabad Model College for Boys, G-9/4, Islamabad	69.98	167	18.585
Islamabad Model College for Boys, Humak (F.A.), Islamabad	52.34	188	15.849
Islamabad Model College for Boys, I-10/1, Islamabad	61.28	158	18.62
Islamabad Model College for Boys, I-8/3, Islamabad	63.26	176	18.052
Islamabad Model College for Boys, Jaba Taili (F.A.), Islamabad	60.83	67	17.44
Islamabad Model College for Boys, MohraNagial (F.A.), Islamabad	55.52	37	12.881
Islamabad Model College for Boys, Mughal, (F.A.), Islamabad	48.35	123	12.338
Islamabad Model College for Boys, Nilore (F.A.), Islamabad	45.69	67	7.807
Islamabad Model College for Boys, Pagh Panwal (F.A.), Islamabad	48.75	97	10.643
Islamabad Model College for Boys, Rawat, Islamabad	44.24	127	13.028
Islamabad Model College for Boys, Street No. 17, I-10/1, Islamabad	52.16	227	15.851
Islamabad Model College for Boys, Tarnoul (F.A.), Islamabad	48.51	133	14.843
Islamabad Model College for Girls (I-XII), Bhadana Kalan, (F.A.), Islamabad	56.19	43	14.673
Islamabad Model College for Girls, F-10/2, Islamabad	67.55	258	17.72
Islamabad Model College for Girls, F-7/4, Islamabad	76.52	194	15.275
Islamabad Model College for Girls, F-8/1, Islamabad	75.67	101	16.865
Islamabad Model College for Girls, G-10/2, Islamabad.	76.38	188	15.624
Islamabad Model College for Girls, G-6/1-4, Islamabad	71.88	289	14.467
Islamabad Model College for Girls, G-8/4, Islamabad	65.5	160	16.323

Institution	Mean percentage Marks	Number of Students	Std. Deviation
Islamabad Model College for Girls, G-9/2, Islamabad	67.91	118	15.574
Islamabad Model College for Girls, Golra (F.A.), Islamabad	60.78	103	14.121
Islamabad Model College for Girls, Herdogher (F.A.), Islamabad	58.86	64	14.086
Islamabad Model College for Girls, I-10/4, Islamabad	73.14	221	15.891
Islamabad Model College for Girls, I-8/4, Islamabad	76.07	188	14.46
Islamabad Model College for Girls, I-9/1, Islamabad	72.67	164	15.734
Islamabad Model College for Girls, Jagiot (F.A.), Islamabad	55.99	36	10.93
Islamabad Model College for Girls, Korang Town, Islamabad	70.88	113	15.184
Islamabad Model College for Girls, Kot Hathial (F.A.), Islamabad	61.59	272	15.246
Islamabad Model College for Girls, LohiBher (F.A.), Islamabad	72.14	51	11.91
Islamabad Model College for Girls, MairaBegwal (F.A.), Islamabad	54.37	18	11.562
Islamabad Model College for Girls, Malpur (F.A.), Islamabad	63.98	47	12.965
Islamabad Model College for Girls, Model Town, Humak (F.A.), Islamabad	63.66	131	16.472
Islamabad Model College for Girls, NHC (F.A.), Islamabad	67.99	112	15.444
Islamabad Model College for Girls, Nilore (F.A.), Islamabad	60.4	109	13.816
Islamabad Model College for Girls, Punjgran (F.A.), Islamabad	67.25	262	15.695
Islamabad Model College for Girls, Rawat (F.A.), Islamabad	52.16	242	12.945
Islamabad Model College for Girls, St no. 7, Phase-I, Margalla Town, F.A., Islamabad.	76.72	14	17.365
Islamabad Model College for Girls, Street No.25, F-6/2, Islamabad	76.27	239	14.714
Islamabad Model College for Girls, Tarlai (F.A.), Islamabad	60.03	293	15.195
Islamabad Model College for Girls, Thanda Pani (F.A.), Islamabad	65.03	141	15.237
ISLAMABAD MODEL SCHOOL FOR BOYS (I-X) DHALIALA (FA) ISLAMABAD	49.89	5	8.138
Islamabad Model School for Boys (I-X), Bhadana Kalan (F.A.), Islamabad	61.14	39	14.166
Islamabad Model School for Boys (I-X), Bhara kau (F.A.), Islamabad	63.35	84	14.992
Islamabad Model School for Boys (I-X), Chattar (F.A.), Islamabad	43.7	51	7.263

Institution	Mean percentage Marks	Number of Students	Std. Deviation
Islamabad Model School for Boys (I-X), Herno Thanda Pani (F.A), Islamabad	43.21	45	8.46
Islamabad Model School for Boys (I-X), Jagiot (F.A.), Islamabad	48.47	32	13.766
Islamabad Model School for Boys (I-X), Khanna Dak (F.A.), Islamabad	50.55	41	12.678
Islamabad Model School for Boys (I-X), Kirpa (F.A.), Islamabad	36.66	14	0.753
Islamabad Model School for Boys (I-X), Maira Akku, (F.A.), Islamabad	43.24	25	7.622
Islamabad Model School for Boys (I-X), Maira Beri, P.O. Golra Sharif (F.A.), Islamabad	40.31	26	7.292
Islamabad Model School for Boys (I-X), Mohra Stop, Moh. Rajputan, Phulgran (F.A.), Islamabad	46.64	21	15.839
Islamabad Model School for Boys (I-X), Naugazi (F.A.), Islamabad	42.7	65	9.263
Islamabad Model School for Boys (I-X), Pind Begwal (F.A.), Islamabad	52.43	65	15.048
Islamabad Model School for Boys (I-X), Saidpur (F.A), Islamabad	69.09	11	9.981
Islamabad Model School for Boys (I-X), Shahdara (F.A.), Islamabad	49.46	20	9.451
Islamabad Model School for boys (I-X), Tumair (F.A.) Islamabad	39.3	12	8.04
Islamabad Model School for Boys (VI-X) No. 1, I-9/4, Islamabad.	55.31	217	18.265
Islamabad Model School for Boys (VI-X) No. 2, I-9/4, Islamabad	50.53	108	14.762
Islamabad Model School for Boys (VI-X), Chirrah (F.A.), Islamabad	46.52	21	14.423
Islamabad Model School for Boys (VI-X), F-6/2, Islamabad	49.49	69	7.556
Islamabad Model School for Boys (VI-X), F-8/3, Islamabad	52.49	158	15.244
Islamabad Model School for Boys (VI-X), G-11/2, Islamabad	49.61	111	14.775
Islamabad Model School for Boys (VI-X), G-6/4, Islamabad	61.54	329	16.623
Islamabad Model School for Boys (VI-X), G-7/3-1, Islamabad	46.93	126	13.941
Islamabad Model School for Boys (VI-X), Golra (F.A), Islamabad	50.23	78	13.258
Islamabad Model School for Boys (VI-X), I-10/2, Islamabad	61.39	151	18.049
Islamabad Model School for Boys (VI-X), I-8/4, Islamabad	51.02	120	16.278
Islamabad Model School for Boys (VI-X), Jhang Syedan (F.A), Islamabad	48.68	181	14.787
Islamabad Model School for Boys (VI-X), Noon, (F.A.), Islamabad	48.38	16	10.887

Institution	Mean percentage Marks	Number of Students	Std. Deviation
Islamabad Model School for boys (VI-X), Noorpur Shahan (F.A.), Islamabad	49.86	46	12.619
Islamabad Model School for Boys (VI-X), Rawal Dam (F.A), Islamabad	44.48	174	11.479
Islamabad Model School for Boys (VI-X), Sangjani (F.A), Islamabad	47.66	116	14.111
Islamabad Model School for Boys (VI-X), Shah Allah Ditta (F.A.), Islamabad	52.32	40	12.623
Islamabad Model School for boys (VI-X), Sihala (F.A.), Islamabad	59.93	88	13.191
Islamabad Model School for Boys (VI-X), Talhar (F.A), Islamabad	48.8	43	9.682
Islamabad Model School for Boys (VI-X), Tarlai (F.A), Islamabad	52.79	134	13.089
Islamabad Model School for Boys, (VI-X) G-8/1, Islamabad	66.32	30	13.978
Islamabad Model School for Boys, (VI-X), Kurree (F.A.), Islamabad	44.94	33	14.297
Islamabad Model School for Boys, Gagri (F.A.), Islamabad	44.64	38	10.585
Islamabad Model School For Boys, Khanna Nai Abadi, (F.A.), Islamabad	48.24	69	12.16
Islamabad Model School for Boys, P.M. Staff Colony, G-5, Islamabad	55.34	22	13.817
Islamabad Model School for Boys(I-X), Banni Saran, Rawat (F.A.), Islamabad	60.15	22	16.051
Islamabad Model School for Boys(I-X), I-14, Islamabad	46.55	214	14.185
Islamabad Model School for Boys(VI-X), G-10/3, Islamabad	56.36	147	17.515
Islamabad Model School for Boys(VI-X), G-8/4, Islamabad	47.56	239	13.952
Islamabad Model School for Girls (I-X), Badia Qadir Buksh (F.A.), Islamabad	65.68	28	15.603
Islamabad Model School for Girls (I-X), Chirah (F.A.), Islamabad	59.95	69	14.76
Islamabad Model School for Girls (I-X), Dhoke Gangal (F.A.), Islamabad	69.62	139	15.559
Islamabad Model School for Girls (I-X), G-10/3, Islamabad	60.02	43	17.737
Islamabad Model School for Girls (I-X), G-11/2, Islamabad	67.29	45	14.082
Islamabad Model School for Girls (I-X), Gagri, (F.A.), Islamabad	78.3	22	8.85
Islamabad Model School For Girls (I-X), Gokina (F.A.), Islamabad	54.47	17	16.069
Islamabad Model School for Girls (I-X), Humak (F.A), Islamabad.	78.57	90	13.239
Islamabad Model School for Girls (I-X), JhangiSyedan (F.A), Islamabad	58.81	132	14.004

Institution	Mean percentage Marks	Number of Students	Std. Deviation
Islamabad Model School for Girls (I-X), Kirpa, (F.A.), Islamabad	49.83	89	12.632
Islamabad Model School for Girls (I-X), Kurri (F.A.), Islamabad	77.13	29	9.363
Islamabad Model School for Girls (I-X), Lakhwal (F.A.), Islamabad	67.95	41	13.821
Islamabad Model School for Girls (I-X), Maira Beri, P/o Golra Sharif, (F.A.), Islamabad	53.88	27	8.743
Islamabad Model School for Girls (I-X), MohraNagial (F.A.), Islamabad	58.99	54	14.464
Islamabad Model School for Girls (I-X), Nara Syedan (F.A.), Islamabad	56.21	55	12.114
Islamabad Model School for Girls (I-X), Naugazi (F.A.), Islamabad	60.05	51	13.254
Islamabad Model School for Girls (I-X), New Shakrial, P.O.Khan Akbar Town (F.A.), Islamabad	57.45	97	13.891
Islamabad Model School for Girls (I-X), PAF Complex, Sector E-9, Islamabad	82.22	13	10.914
Islamabad Model School for Girls (I-X), Phulgran (F.A.), Islamabad	65.57	62	13.186
Islamabad Model School for Girls (I-X), Pind Begwal (F.A.), Islamabad	55.14	112	14.227
Islamabad Model School for Girls (I-X), Pind Malkan, (F.A.), Islamabad	48.76	34	12.141
Islamabad Model School for Girls (I-X), Presidential Estate Colony, G-5, Islamabad	62.68	36	10.474
Islamabad Model School for Girls (I-X), Prime Minister`s Staff Colony, G-5, Islamabad	64.32	24	14.857
Islamabad Model School for Girls (I-X), Rawal Town (F.A.), Islamabad	67.06	61	15.589
Islamabad Model School for Girls (I-X), Saidpur (F.A.), Islamabad	79.89	12	9.169
Islamabad Model School for Girls (I-X), Sangjani (F.A.), Islamabad	60.93	115	12.847
Islamabad Model School for Girls (I-X), Shah Allah Ditta (F.A.), Islamabad	62.23	49	13.748
Islamabad Model School for Girls (I-X), Shahdra Khurd (F.A.), Islamabad	61.41	13	6.387
Islamabad Model School For Girls (I-X), Talhar (F.A.), Islamabad	59.64	22	13.314
Islamabad Model School for Girls (I-X), Tarnoul (F.A.), Islamabad	63.35	158	13.546
Islamabad Model School for Girls (I-X), University Colony, G-5, Islamabad	55.65	111	14.818
Islamabad Model School for Girls (I-X), Upa Gohra (F.A.), Islamabad	63.29	50	13.106
Islamabad Model School for Girls (VI-X), E-8, Islamabad	65.66	65	13.425
Islamabad Model School for Girls (VI-X), F-11/1, Islamabad	58.84	102	15.63

Institution	Mean percentage Marks	Number of Students	Std. Deviation
Islamabad Model School for Girls (VI-X), F-6/1, Islamabad	75.65	75	12.014
Islamabad Model School for Girls (VI-X), G-10/1, Islamabad	75.39	86	14.869
Islamabad Model School For Girls (VI-X), G-11/1, Islamabad	79.81	106	9.974
Islamabad Model School for Girls (VI-X), G-6/1-3, Islamabad	81.11	165	12.157
Islamabad Model School for Girls (VI-X), G-6/2, Islamabad	66.83	152	14.908
Islamabad Model School for Girls (VI-X), G-7/1, Islamabad	68.61	119	12.904
Islamabad Model School for Girls (VI-X), G-7/2, Islamabad	68.72	129	12.859
Islamabad Model School for Girls (VI-X), G-8/2, Islamabad	62.58	46	14.62
Islamabad Model School for Girls (VI-X), G-9/3, Islamabad	72.86	130	16.719
Islamabad Model School for Girls (VI-X), G-9/4, Islamabad	69.58	39	14.194
Islamabad Model School for Girls (VI-X), I-10/4, Islamabad	69	178	14.243
Islamabad Model School for Girls (VI-X), I-8/1, Islamabad	65.9	180	15.777
Islamabad Model School for Girls (VI-X), NHC (F.A), Islamabad	72.01	55	14.177
Islamabad Model School for Girls (VI-X), Sihala (F.A.), Islamabad	59.81	66	13.926
Islamabad Model School for Girls, F-7/2, Islamabad	79.73	159	11.196
Islamabad Model School for Girls, G-9/1, Islamabad	74.2	36	15.967
Islamabad Model School for Girls, I-14/3, Haji Camp Road, Islamabad	58.11	123	16.951
Islamabad Model School for Girls, Jaba Taili, (F.A), Islamabad	57.78	55	14.355
Islamabad Model School for Girls(VI-X), I-9/4, Islamabad	69.92	158	14.899
Islamabad Science School & College, Sciential Campus, 23, Sector H-11/4, Islamabad	72.8	40	18.364
Islamia Model School, Sohan F.A., Islamabad	62.37	53	17.326
Janan Public High School Chilas, Settelite Town, Tehsil Chilas, Distt. Diamer.	48.11	5	13.393
Jawahar Al Riyadh International School, Riyadh-11445, Saudi Arabia	70.82	18	17.603
Jinnah Education System, Gulshan Colony, Taxila Cantt	73.89	244	18.236
Jinnah Model School and College, Koral, (F.A.), Islamabad	60.14	44	13.108
Jinnah Muslim School and College, Park Road, Tramri Chowk, Tarlai (FA), Islamabad.	52.8	104	16.102

Institution	Mean percentage Marks	Number of Students	Std. Deviation
Jinnah Public School, 817, Station Road, Attock Cantt	60.46	65	17.604
Jinnah Public School, 942, Sector I-10/1, Islamabad	50.05	12	9.744
Jinnah Public School, Satellite Town, Skardu (Gilgit-Baltistan)	72.99	88	14.23
Jinnah School & College, A-05, Quaid Avenue, Lala Rukh, Wah Cantt	67.91	3	13.641
JJS Montessori and High School, 37-D, Tulsa Road, Lalazar, Rawalpindi Cantt.	48.75	8	17.458
Joint Staff Public School & College, Rawal Road, Chaklala, Rawalpindi Cantt.	93.19	93	4.618
Junior Army Public School, D.I. Khan	85.12	35	11.153
Kamra Educators School, Kamra Cantt.	70.73	88	13.965
Karakoram International Model School & College, Sadpara Road, Near Forest Office, Skardu (Gilgit-Baltistan)	61.31	60	14.556
Karlot Residential College, Bhara Kahu, (F.A), Islamabad	60.16	181	16.632
Kashmir School System Bagh Campus, Huda Bari, Bagh, A.K.	72.68	10	14.854
Kashmir School System Chattar Campus, House B-26, Upper Chattar, Muzaffarabad AJK	87.25	12	13.702
Kashmir School System, Near PM House Zero Point, Muzaffarabad	79.14	64	15.888
Kauthar College for Women, 168 Faiz Ahmad Faiz Road, H-8/2, Islamabad	86.39	17	9.967
Khalid Secondary School, Academy Road, Walton, Lahore	67.49	22	19.035
Khaplun Public School, Khaplun, District Ghanche, Gilgit-Baltistan	72.29	113	12.325
Khatoon-e-Fatima Secondary School, St no 55, F-8/4, Islamabad	52.23	40	15.691
Khubaib College, Rara, Muzaffarabad, Azad Kashmir	64.25	28	18.163
Khubaib College, Tufail Colony, Near F.G. Degree College for Boys, Skardu, (Gilgit-Baltistan)	63.43	44	18.663
Kid City School, Nai Abadi, Model Town, Humak (F.A), Islamabad	66.96	60	16.933
Kings & Queens (School Of Excellence) 11/3, Main Harley Street, Rawalpindi.	55.34	10	17.646
Knowledge School, Haroon Campus, Plot No118, Main Service Road, F-15/1, Islamabad	53.36	5	17.479
KORT School of Excellence, Jatlan Road, Jakrias, Mirpur, AJK	65.85	13	14.754
KRL Grammar School, JhangiSyedan (F.A), Islamabad	72.67	90	16.492
KRL Model College for Boys, P.O Sumbalgah, Kahuta, Rawalpindi	81.78	104	10.824

Institution	Mean percentage Marks	Number of Students	Std. Deviation
KRL Model College for Girls, P.O Sumbalgah, Tehsil Kahuta, Distt. Rawalpindi	85.67	96	10.219
LAHORE GRAMMAR SCHOOL, RAWALPINIDI CAMPUS, NEAR HOLYFAMILY HOSIPITAL, RAWALPINDI	55.93	5	16.686
Lahore Grammar School, The Mall, Wah Cantt	77.5	32	17.702
Lahore School System (Gulraiz Campus), H.No.79-AB, Phase VI, Main Sirsyed Avenue, Gulraiz Housing Scheme, Rawalpindi.	73.58	19	14.571
Lahore School System, Islamabad Campus, 15-D, Main Road PWD Housing Society, Islamabad.	73.55	55	13.172
Lalarukh Model School, B-320/1-2, Lane No.5, Minar Road, Lalarukh, Wah Cantt	57.74	37	17.046
Lalik Jan Shaheed (NH) APS, Village Hundur, Tehsil Yasin, District Ghizer, Gilgit-Baltistan.	56.23	28	9.8
Leaders Public School, Khan Market, Jehangir Road, Rawalpindi Cantt.	53.38	23	14.062
Leaders` Odyssey School, Dr. Ghulam Nabi Road, Opp. Police Line, Quetta	69.78	72	16.89
Lincolns School of Education, House No. 45, Lane No.5, Harley Street, Rawalpindi.	52.89	4	3.784
Lyceum Grove High School, CB-72, Main Shalley Valley, Range Road, Rawalpindi	70.01	8	20.291
Madar-e-Millat Model School, Ashraf Town, Pindorian, Islamabad.	43.93	4	6.135
Makkah High School, Talagang, Makkah Complex, Talagang, Chakwal	68.37	10	16.801
Manjaanbazam Cadet College, Barotha Campus, Teh& Distt. Attock	64.53	97	16.23
Manjanbazam Cadet College Ghazi Campus, Tarbela Tehsil Ghazi, Distt. Haripur	67.96	138	15.655
Margalla Grammar School Senior Branch, A-60, Lala Rukh, Wah Cantt.	80.99	132	13.19
Margalla Learners School (MLS), D-17, Farming Society, Near Sangjani Toll Plaza, Islamabad	71.47	26	19.292
Mari Petroleum Higher Secondary School, MGCL Colony, Daharki, Distt. Ghotki, Sindh	91.46	11	5.382
Marjan Public School & College, H.No. 43, St. 38, F-10/4, Islamabad	74.62	54	15.358
Metropolitan Graduate College Skardu, Hasnain Nagar, Near Alamdar Chowk, Skardu.	51.2	34	13.79
Metropolitan International Public School, Chinar Chowk Upper Plate, Muzaffarabad, AJK	62.63	19	20.94
Midcity Educators (School & College), Hassan Colony Chowk, Skardu (Gilgit-Baltistan)	48.66	23	10.326
Milestone School System, 22-Main Harley Street, Rawalpindi.	72.05	40	17.694
Military College Jhelum, Sarai Alamgir	94.56	115	2.974

Institution	Mean percentage Marks	Number of Students	Std. Deviation
Military College Sui, Tehsil Sui District Dera Bugti, Balochistan	93.73	86	1.995
Military College, Murree	90.83	91	6.209
Millat High School For Girls, 51-D, Tulsa Chowk, Lalazar, Rawalpindi Cantt.	65.55	15	15.515
Millat Public School and Science College, Bhalote, Dadyal, Distt Mirpur , A.K.	52.61	55	13.895
Minhaj Model Secondary School, Near Madina Town, Kamra Cantt	66.89	43	14.758
Minhaj-UI-Quran Model Secondary School, Near Behrapul Stop , Main Muree Road Bhara Kahu, Islamabad	53.77	47	15.373
Misali Superior Secondary School, Wah Model Town, Phase-I, G.T. Road, Wah Cantt	58.19	82	16.346
Model Dini Madrasah for Girls, Block No.3, Sector I-14, Near Haji Camp, Islamabad	51.96	10	14.83
Modern College Of Commerce & Science, (MCCS), Sadiq Lane Range Road, Rawalpindi Cantt.	57.71	63	13.37
Modern Language School & College, Building No.12, Main Service Road, North, I-11/3, Islamabad	71.63	61	17.006
MUHAMMAD ALI JINNAH GOVT BOYS HIGH SCHOOL NO. 2, JUTIAL, GILGIT	54.24	77	9.759
MUHAMMAD ALI MODEL SCHOOL, PURANA BANK STOP, ALIPUR , ISLAMABAD.	52.86	80	16.309
Muhammad Ali Post Graduate College, Main Road, Attock Cantt.	56.71	5	9.564
Muhammad Sabir Khan Shaheed Army Public School, Chak Dhamni, Tehsil Rawalakot Distt: Poonch AJ&K.	72.96	20	12.254
Mukhtar College of Commerce, Pco-Stop, Main Murree Road, Bhara Kahu, Islamabad	50.73	93	16.503
Musa Nikka Public School & College, Wana, South Waziristan Agency	78.53	88	10.029
Muslim College of Commerce, Lehterar Road, Ali Pur (F.A), Islamabad	48.19	99	14.433
Muslim Hands School of Excellence, HullarSyedan, Distt. &Teh. Bagh (AK)	71.76	25	17.997
Muslim Hands School of Excellence, Khayaban-E-Karam, Kurri Road, Chak Shahzad, Islamabad	77.88	35	12.339
Muslim Hands School of Excellence, Taleemi Chowk Chairh, Rawalakot, AJK	92.45	13	5.807
Nagar Academy Chalt, Chalt Bala Nagar-II, (Gilgit-Baltistan)	58.38	104	14.898
Najam Model School, JhangiSyedan, Peshawar Road (F.A), Islamabad	66.02	33	18.288
Nasir Foundation College, 430/7, Peshawar Road, Rawalpindi Cantt	71.34	65	17.819

Institution	Mean percentage Marks	Number of Students	Std. Deviation
National Public Secondary School, G. T Road, Rawat (F.A), Islamabad	59.87	122	18.449
National Special Education Centre for Hearing Impaired Children, PLOT 27, H-9/4, Islamabad	74.22	51	9.552
National Special Education Centre for Physically Handicapped Children, G-8/4, Islamabad	53.67	5	11.892
National Special Education Centre For Visually Handicapped Children, Al Makhtoom St No-11, G-7/2, ISLAMABAD	70.17	11	15.139
NCL SECONDARY SCHOOL SYSTEM, TAXLILA MOLANA ZAFAR ALI KHAN ROAD, NEAR RAILWAY STATION ROAD, TAXILA CANTT	53.12	207	16.549
New Age School System, 29/C-8, PIA Colony, Misrial Road, Rawalpindi Cantt	53.35	36	15.291
New Al Habib Public School, Post Office 26/F, Gudwal, Wah Cantt	54.27	34	16.861
New Blue Bells School, Lane No.3, Gulistan Colony, Rawalpindi Cantt.	43.55	1	.
New Children Public school (Reg) karasmathang, Olding, Skardu	57.51	43	17.844
New Era School System, CB-94, Gudwal Road, Gulshan Colony, Wah Cantt	55.18	7	10.957
New Foundation Public School, CB-333/1-B, Liaquat Road, Lalazar Colony, Wah Cantt	44.36	79	11.936
New Jinnah Foundation Secondary School, Main Range Road, Rawalpindi Cantt	50.17	24	12.04
New Jinnah Public School, H.No. 17/8-A, St. 10-A, KamalabadDhokeSyedan Road, Rawalpindi	57.61	120	18.58
New Little Angel Montessori And High School,Near Dar-ul-Aman,OfficerColony,Attock.	55.58	42	12.819
New Pakistan International School, Block No-4, Street Sarraqa Bin Malik, New Doctors Complex, Hawally, Kuwait	64.4	30	20.721
New Rawalpindi Grammar Secondary School, Lane-1, Quaid-e-Azam Colony, Dhamial Camp, Rawalpindi Cantt	52.87	467	15.697
Nims College for Boys and Girls, 03 Main commercial market, Bharakahu Islamabad	46.1	21	10.333
Nisar Model High School, Street No. 23, Kamalabad, Rawalpindi Cantt	56.41	102	15.682
Nishtar Public School , Eidgah Sundas, Skardu (Gilgit- Baltistan)	62.13	21	16.996
Noble Grammar Public Secondary School, Pakistan Chowk, Attock Cantt.	79.11	70	11.73
Noor-ul-Huda Public School, Eidgah, Astore (Gilgit-Baltistan)	64.56	9	9.591
NULL	48.26	12929	12.816
Nurture International School, Plot No.1, Main Double Road, (Street 94), G-11/3, Islamabad.	57.12	15	17.206

Institution	Mean percentage Marks	Number of Students	Std. Deviation
Oaktree Public School, Near Al-Saif Plaza, Bypass Road, Gojra, Muzaffarabad, AJK	66.73	14	17.217
Oasis School System, Plot No. 2164, O-9, National Police Foundation, LohiBhair, Islamabad	59.91	27	14.79
Omer Bin Al-Khattab Pakistan Islamia Higher Secondary School, P. O Box 1436, Ajman, U.A.E	61.96	18	12.273
OPF Boys College, H-8/4, Islamabad	75.31	219	17.61
OPF Girls College, F-8/2, Islamabad	85.4	255	11.245
OPF Public School, B-30 & 31, Housing Colony, Upper Chattar, Muzaffarabad	76.24	52	19.379
OPF Public School, Housing Scheme, Kotli, A.K.	73.36	9	18.341
OPF Public School, Mirpur (AJK)	62.94	39	17.852
Ordnance Education Academy, Plot No: 602-D, Bahawalpur Lines, Malir Cantt, Karachi.	68.97	10	16.242
Oxford High School, 413, Street No 43, Sector G-9/1, Islamabad	42.48	9	5.894
Oxford School & Academy, chashma Road, Kundian, Tehsil Piplan, District: Mianwali	72.06	10	7.303
PAEC Model College for Boys, Chashma, Distt Mianwali	75.06	194	17.207
PAEC Model College for Girls, Chashma, Mianwali	85.26	176	11.712
PAEC Model College, Pinstech colony, Nilore (F.A), Islamabad	77.51	175	14.931
PAF College, Lower Topa Murree	92.82	62	4.424
Pak International School, Farash Town, Islamabad.	52.59	37	14.071
Pak Land Public School, Peshawar Road, Naseerabad, Rawalpindi Cantt	74.14	95	14.857
Pak Quality Residential School, Allahabad Colony, Westridge-III, Rawalpindi Cantt.	43.34	7	15.017
PAK SHAMAA SCHOOL & COLLEGE, Mesameer Area, St No. 867, P. O Box No, 22579, Doha, Qatar	75.36	48	15.509
Pak-Turk Maarif International Schools & Colleges, PLOT 87-88, Faiz Ahmad Faiz Road, H-8/1, Islamabad	84.16	59	12.167
Pak-Turk Maarif International Schools and Colleges, 3-Park Road, Near Tarlai (F.A), Islamabad	77.59	74	15.778
Pakistan Askari School & College, Park Road, Chatta Bakhtawar P.O. Tarlai, Islamabad	57.51	10	15.219
Pakistan College, Ruwi, P.O Box; 987, Ruwi, Postal Code-112, Muscat, Oman	69.03	100	19.018
Pakistan Education Academy, Dubai, U.A.E	62.98	84	17.236
Pakistan Embassy College, Beijing, China	72.64	3	10.504

Institution	Mean percentage Marks	Number of Students	Std. Deviation
Pakistan Embassy School and College, Tehran, Iran	80.86	6	18.729
Pakistan Embassy School, P.O. Box 12213 Dahara, Tripoli, Libya	67.34	22	20.371
Pakistan Embassy School, P.O.Box No. 5307, Benghazi, Libya	63.73	29	11.551
Pakistan English School and College, P. O Box; 41728, Jleeb Al Shuyoukh, Kuwait	55.51	84	17.288
Pakistan Excel English School, Block 1, Street # 100, Jaleeb Al-Shuyoukh, Kuwait	54.65	10	16.769
Pakistan High Commission School, New Delhi, India	94.77	2	1.736
Pakistan International School-Tabuk, Madina Road, Al Basateen Restaurant Area Tabuk, K.S.A.	94.86	7	4.535
Pakistan International School, (Pakistan Section), P.O Box.1439, Al-Khobar-31952, Saudi Arabia	71.98	163	19.925
Pakistan International School, 6, Mohammad Sakeb Street, Zamalek, Cairo, Egypt	80.64	1	.
Pakistan International School, Al-Qassim, Buraydah, P. O Box. 27112, Saudi Arabia	71.78	18	21.668
Pakistan International School, P. O Box;1274, Al-Jubail 31951, Saudi Arabia	73.92	62	19.847
Pakistan International School, P. O Box: 10911, Al Hasa 31982, Saudi Arabia	72.95	15	19.563
Pakistan International School, P.O Box; 3797, Riyadh 11481, Saudi Arabia	62.63	287	20.352
Pakistan International School, P.O Box; 476, Al-Taif, Saudi Arabia	71.73	31	21.201
Pakistan International School, P.O Box. 7436, Jeddah, Saudi Arabia	65.49	335	17.877
Pakistan International School, P.O.Box 1930, Doha, Qatar	74.58	154	17.411
Pakistan Islamia Higher Secondary School, P. O Box; 1493, Sharjah, UAE	66.95	154	19.598
Pakistan Islamia Higher Secondary School, P.O Box; 5623, Ras-Al-Khaimah, U.A.E	74.29	45	15.234
Pakistan Islamia Higher Secondary School, P.O Box;1145, Ajman, U.A.E	69.46	151	16.062
Pakistan Islamia School, Al-Faseel, Fujairah, U.A.E.	69.93	32	12.086
Pakistan National School System, CB 1261 (305-3A) Fazalabad, Dhoke Mustaqeem Road, Peshawar Road, Rawalpindi	65.73	75	16.686
Pakistan School / College Sohar, Wadi Hibbi Road, P.O. Box 644, P.C. 311 Sohar, Republic of Oman.	71.32	29	23.673
Pakistan School and College, P.O Box. 3030 Safat, Postal Code, 22031(Salmiya), Block No. 14, Kuwait	54.1	101	18.979

Institution	Mean percentage Marks	Number of Students	Std. Deviation
Pakistan School, P. O Box; 5952, Manama, Bahrain	65.89	110	18.083
Pakistan School, Salalah 211, Oman	69.92	42	18.364
Pakistan School/College Musannah, Al-Qatar, P.O.Box 164, P.C. 314, Al-Muladha, Sultanate of Oman	77	20	17.506
Pakistan Urdu School, P.O.Box: 32647, Isa Town, Bahrain	68.81	101	18.508
Pakistani Islamic Private School, L.L.C., P. O. Box 15778, Al-Ain, Abu Dhabi, U.A.E.	55.17	66	13.138
PakTurk Maarif International Schools And Colleges, Girls Campus, Near Children Hospital Quarry Road, Quetta	70.34	20	17.471
PAMIR PRIVATE SCHOOL, SHARJAH, UAE	61.92	11	20.255
Paradise Public School, Benazir Chowk, Tarnol (F.A), Islamabad	52.08	112	14.512
Paramount High School & College, Tauheed Abad Bhara Kahu, Islamabad	73.21	14	15.032
Paramount Public High School, Near Government Degree College for Women, Attock Cantt	69.37	19	17.838
PBF International College (PBC Campus) H-9, Islamabad	60.34	29	16.602
Peak Montessori and High School, St. 10, Hafizabad Westridge, Rawalpindi	63.21	64	17.423
Pearl Chanab College, Qazi Plaza, Lehtrar Road Tramri Chowk, Islamabad	68.8	72	16.409
Pearl Valley Public School and College Khirick, Rawala Kot, (AJK)	94.45	48	6.524
Penguin International School, 165, Street No. 3, Phase No.1, British Homes, Islamabad	66.1	66	17.872
Pepperdine for Advanced Studies, Link Road, Satellite Town, Skardu (Gilgit-Baltistan)	59.28	15	13.501
PICS Model School and Montessori System, The Mall, Lalazar, Wah Cantt.	53.11	63	14.163
PIES School & College, House No.02, Street No.38, G-6/2, Islamabad.	62.33	118	18.291
Pioneer`s Cantt Public High School, Mirza Road, 1515-A, Muhammad Nager, Attock Cantt.	52.45	31	15.055
Pioneers School System, House No. 362, Main Double Road, Police Foundation Colony, O-9, Islamabad	75.71	21	13.82
Police Foundation Model School, Main Murree Road, Bhara Kahu, Islamabad	62.91	13	20.066
Polymathic Education System, Pak PWD Housing Society, (F.A.) Islamabad	48.81	44	11.465
PRECEDENT SCHOOL & COLLEGE MAIN ROAD DHOK FATEH ATTOCK CITY	61.36	8	22.372
PRISM School & College, 1045/1 Main Range Road, Rawalpindi.	59.86	12	19.313

Institution	Mean percentage Marks	Number of Students	Std. Deviation
Priston School & College System, Near Banazir Chowk, Hassnain Nagar, Skardu. (Gilgit-Baltistan)	48.71	17	10.754
Progressive Model School, 175-C-1, Peshawar Road, Rawalpindi Cantt	65.09	155	14.587
Progressive Public High School, House No. 1445, St No. 9, Fatehjang Road, Kamal PurSyedan, Distt Attock	53.38	5	15.401
Public School & College, Chilas, Distt. Diamer (Gilgit-Baltistan)	56.35	25	9.058
Public School and College, Jutial, Gilgit (Gilgit-Baltistan)	72.1	438	17.459
Public School and College, Skardu	72.68	475	18.373
Punjab Group of Colleges (Secondary Classes), Near Barrier No. 3, G.T. Road, Wah Cantt	51.02	25	13.859
Punjab Public Secondary School, Gulberg Colony, Opp T.T.I, G.T Road, Nawababad, Wah Cantt	66.55	21	16.739
Pyramids International School, 83-M, Main Shoukat Lines, Muzaffarabad (AJK)	91.16	34	11.106
Q.A.I.S. (Minhas Campus), Chur Harpal Main Peshawar Road, Rawalpindi Cantt.	51.19	19	15.534
Qasim Hall School System, Ghaziabad, DhokeSyedan, Rawalpindi Cantt.	47.23	33	16.617
Qazi Public Model School, CB-191, ST. 3, AHMED ABAD, DHAMIAL ROAD, RAWALPINDI CANTT	65.49	21	13.965
Quaid e Azam International School, 11-Peshawar Road, Rawalpindi Cantt.	60.99	30	20.529
Quaid Model Secondary School, 72/A, Ali Road, Mughalabad, Rawalpindi Cantt	76.36	20	15.578
Quaid School System, Range Road Misrial, Quaid Street, Rawalpindi Cantt	56.12	34	14.658
Quaid Science Academy, Quaid-e-Azam Colony, Dhamial Road, Rawalpindi Cantt	68.81	222	17.848
Quaid-e-Azam Public School and College, CB-154/2, Nishtar Road Lalazar Wah Cantt	51.53	57	14.389
Quaid-e-Azam public school and college, Haider abad, (Gangupi), Jamia Masjid Road Skardu, (Gilgit- Baltistan)	71.11	12	16.502
Quaid-e-Azam Rangers School and College, Nawab Shah (Sindh)	77.95	27	13.104
Quaid-E-Azam Secondary School, H.No. 27, Railway Housing Scheme No. 7, Railway Road, Westridge, Rawalpindi	68.57	99	17.822
Quaid-i-Azam Secondary School and Degree College, Dhamial Road, Rawalpindi Cantt	51.84	54	16.639
Quality School, N.K Ahmad Road, Near Anwar Chowk, POF's Sports Complex, Wah Cantt.	91.93	75	5.849
Quality School, Near PSO Petrol Pump, Misrial Road, Rawalpindi Cantt.	87.22	104	6.984

Institution	Mean percentage Marks	Number of Students	Std. Deviation
Qurtuba School (MPCHS), B-17, Peshawar Road, Islamabad.	67.42	31	20.405
Rainbow Foundation High School and Girls College, 13-Al-Mumtaz Colony, Adiala Road, Rawalpindi	77.78	26	10.948
Rainbow Public High School, H No. 25, Main Harley Street, Rawalpindi Cantt	72.45	43	16.916
Rangers Public School & College, H.Q. Desert Rangers, Bahawalpur	88.84	52	5.974
Rangers Public School and College, Mandi Bahauddin	86.22	109	9.013
Rangers Public School for Boys, Ghazi Road, 33-Lahore	87.56	60	6.383
Rangers Public School Pasrur (Salimaykay) Tehsil Pasrur District Sialkot	54.16	10	14.11
Rangers Public School Yazman, Near Rangers Market Tehsil Yazman, Distt. Bahawalpur	79.57	25	11.899
Rangers Public School, 08-Wing Desert Rangers, Sulemanki, Okara	80.27	27	7.204
Rangers Public School, C/O 1 Wing Desert Rangers Fortabbas, District Bahawalnagar	77.81	13	7.879
Rangers Public School, C/O 86 Wing Cholistan Rangers, Khanpur, District Rahim Yar Khan	74.65	57	13.096
Rangers Public School, Ghazi Road, Lahore-33.	86.3	38	8.163
Rangers Public School, H.Q. 21 Wing Desert Rangers, Bahawalnagar	88.84	43	6.624
Rangers Public School, H/Q-87, Wing-Cholistan Rangers, Sadiqabad, Rahim Yar Khan	78.78	29	9.404
Rangers Public School, Head Quarters, Chenab Rangers, Sialkot	64.65	56	16.218
Rangers Public School, Kanganpur, District Kasur	76.26	7	10.316
RASHID MINHAS (SHAHEED) BOYS HIGHER SECONDARY SCHOOL JUGLOTE (SAI), DISTT GILGIT	55.36	146	11.313
Rawal Cadet College, Al-Mehruban Road, Tarlai Kalan, 45550, Islamabad	42.34	17	6.797
Rawal international school of excellence, Ghouri Garden Islamabad	50.23	16	11.186
Read Foundation High School, Kayani Road, Bhara Kahu, Islamabad.	76.97	18	12.553
Read Foundation High School, Noor Colony, Jutial, Gilgit (Gilgit-Baltistan)	60.66	77	20.956
Read Foundation School, Eidgah Astore, Tehsil & Distt. Astore (Gilgit-Baltistan)	49.51	16	11.301
Real Scholars School System, A/167, Lane 06, Shahwali Colony, P.O.F. Wah Cantt	56.19	109	17.822
Regal Montessori and School System, Bhirdurgahi, Taxila Cantt	46.06	47	11.811
Rise and Shine Public School, Gudwal Road, Wah Cantt.	82.12	138	11.399

Institution	Mean percentage Marks	Number of Students	Std. Deviation
Rising Future Public School, B/15 Housing Scheme, Rawalakot, Distt. Poonch, Azad Kashmir	79.71	18	13.89
Rising Pakistan Montessori & High School, Khasra No.246, Adjacent Gulrez PTCL Exchange, Gulrez Housing Scheme Phase-3, Rawalpindi	75.99	15	14.308
Rising Scholars Secondary School, HIT, Taxila Cantt	58.72	53	15.781
Rising Stars Model School and College, DhokeGujran, Misrial Road, Rawalpindi Cantt	52.83	187	15.414
Roots International Schools (Richmond Campus), Opposite DHA Phase-II, G.T. Road, Islamabad	65.49	30	18.374
Roots International Schools & Colleges (Wellington Campus), Plot No.66, St No.7, H-8/4, Islamabad.	61.67	81	17.72
Roots International Schools & Colleges, Gandhara Campus, Kohistan Enclave, G.T Road, Wah Cantt	64.32	15	16.469
Roots International Schools, Dhani Syedaan, Muzaffarabad	85.27	12	21.44
Roots IVY International School, Adjacent Toyota Rawal Motors, Main G.T. Road, Sawan Camp. Rawalpindi	44.83	7	10.275
Roots Millennium School, NPF Society, Sector E-11/4, Islamabad	57.56	27	17.852
Roots Millennium Schools Pine Campus, Abbottabad.	48	6	5.592
Royal Beacon High School, 1-K, Street No, 1-A, Ch Walayat Colony, Chaklala, Rawalpindi Cantt	69.08	6	8.226
Royal Future Foundation School, Dhoke Abbasi, Main Saray Kharbooza Road, Tarnool, Islamabad	50.67	43	16.076
SAADI'S ECOLE HIGH SCHOOL, HOUSE # 205,206 MAIN DOUBLE ROAD, QAUID-E-AZAM AVENUE, GULRAIZ PHASE II, RAWALPINDI	56.79	32	12.648
Sacred Heart School, Connaught Road, Westridge, Rawalpindi Cantt.	63.39	17	14.177
Saint Mary`s Academy For Girls, Mazar Qayyum Road, Lalazar, Rawalpindi	71.35	60	16.488
Saint Mary`s Academy, Tulsa Road, Lalazar, Rawalpindi	69.27	127	16.191
Saint Paul High School for Boys, 10-D, Street No. 25, Wah Model Town Phase II, Wah Cantt	61.58	69	16.751
Saint Paul High School for Girls, B-371 & B-372, Lala Rukh, Wah Cantt	71.19	66	14.136
Saleem Nawaz Fazaia College, Masroor, Karachi-13	79.16	111	14.596

Institution	Mean percentage Marks	Number of Students	Std. Deviation
Sanctified Education System, Mainseri Chowk, Simly Dam Road, Bhara Kahu, Islamabad	70.87	12	17.627
Sapient Hall School System, 313 Main Adyala Road, Opp PSO Filling Station, Near Rukshanda Masjid, Rawalpindi.	77.67	13	12.282
Saqib Ghani Shaheed Model School for Boys (VI-X), G-9/1, Islamabad	48.86	123	13.12
Sawera Model School, Shoukat Line, Near Agriculture Directorate, Tehsil & Distt Muzaffarabad, AJK	71.58	31	19.932
Scholars Public School, Nearby Bharapul, Bhara Kahu, Islamabad	67.91	89	15.589
Scienta Vision College, I & T Centre, G-10/4, Islamabad	72.56	236	16.527
Scientific Model School, Humak (F.A), Islamabad	60.5	67	18.136
Sedna School & Degree College, Aliabad, Hunza, Distt. Hunza-Nagar (Gilgit-Baltistan)	46.68	43	10.169
Sedna School & Degree College, Zulfiqarabad, Jutial, Gilgit (Gilgit-Baltistan)	50.26	27	11.746
Senior Sir Syed High School, Allahabad Westridge, Rawalpindi Cantt	54.02	114	14.993
Sesame Street School System, H.No. 71, Dhamial Road, Opp. Dhamial House, Rawalpindi Cantt	55.65	52	17.921
Seven Streams School System, Al-Qaim Town, Pindorian Islamabad.	52.84	10	9.992
Shabbir Public High School, New Gadwal, Abbottabad Road, Wah Cantt.	53.93	18	15.446
Shafqat Public School, Near District Jail hospital Road, Skardu	59.78	12	14.183
Shah-e-Hamadan Public School & College, Skardu, Muhib Chowk, Skardu.	53.81	15	13.934
Shah-e-Hamdan Model School, Near Allama Iqbal Sports Complex Housing Scheme, Rawalakot, Azad Kashmir	93.45	9	3.232
Shaheen Public School, C/O Shopkeeper Ejaz Hussain, Near Clifton Bridge, Skardu. (Gilgit-Baltistan)	45.07	20	9.831
Sheffield College Bagh, Panyali Road, Opp. Numanpura, P.O.Box 30, Bagh (AJK)	58.41	28	18.344
Sheikh Khalifa Bin Zayed Arab Pakistan School, P.O Box; 46255, Abu-Dhabi, U.A.E	64.04	131	18.462
Shining Star Public School, Allama Iqbal Colony, Rawalpindi Cantt	73.22	171	14.818
Shining Star Public School, St No.22, Allama Iqbal Colony, Rawalpindi Cantt	82.61	157	11.308
Silver Line School System, Khadim Munzil, Park View, Opposite Ayub Park, G.T. Road, Rawalpindi Cantt.	59.14	4	22.57

Institution	Mean percentage Marks	Number of Students	Std. Deviation
Silver Oaks College of leadership, 21 civil Lines, Rashid Minhas Road, Rawalpindi	93.09	50	4.692
SILVER OAKS SCHOOLS & COLLEGE, H.NO. 538-B, QUAID-E-AZAM AVENUE, RAWALPINDI	92.44	15	2.595
Silver Oaks Schools and College, H.No. 830, F-Block, Satellite Town, Rawalpindi.	84.5	18	10.18
Sir Syed Ahmad Khan Govt Boys Higher Secondary School No.1, Ghari Bagh, Near GPO, Gilgit- Baltistan	46.45	136	10.833
Sir Syed College, Wah Cantt.	81.93	198	13.909
Sir Syed Convent Secondary School, Bait-e-Sada Colony, Misrial Road, Rawalpindi	46.76	113	12.574
Sir Syed Education System, Paracha Chowk, Tarlai Kalan (F.A.), Islamabad	42.41	31	10.268
Sir Syed High School, Campus-IV, Gadwal, Wah Cantt	71.69	553	18.13
Sir Syed High School, POF, Havelian Cantt, Distt. Abbottabad.	61.71	86	17.862
Sir Syed Ideal School System, House No. 150, St NO. 3, Qasimabad, Islamabad	51.89	122	14.153
Sir Syed Preparatory School System, Kuri Road, Near Paradise Complex, Fast cables Express Highway Islamabad	61.16	14	17.466
Sir Syed Public School, Link Road, Kashrote, Gilgit-Baltistan	45.33	38	6.998
Sir Syed Scholars School, Sadaat Colony, G.T. Road, Wah Cantt.	57.42	61	13.902
Sir Syed School, Campus IX, Prime Minister Colony, Wah Cantt	74.63	102	17.106
Sir Syed School, POF, Sanjwal Cantt	57.42	88	17.594
Siraj-e-Munir International School, House NO .388, St NO. 3, F-15/1, Khayaban-e-Kashmir Society, Islamabad	76.49	38	15.356
SKANS International Islamic School, Near Faisal Colony, Peshawar Road, Golra More, Islamabad	84.69	43	9.475
Sky Higher Secondary School, Hospital Chowk, Aliabad, Distt. Hunza-Nagar (Gilgit-Baltistan)	64.57	78	14.959
SLS Montessori and High School, Lalazar Colony, Rawalpindi Cantt.	82.35	189	11.938
SLS Montessori and School, 36-A, Lane-6, Harley Street, Rawalpindi Cantt	85.97	97	9.829
SLS Montessori and School, G-11/4, Islamabad	84.13	202	13.214
Soan Valley Public School, Basali Near Rawat Rawalpindi	85.09	16	5.444
SOS Hermann Gmeiner School, Near Islamabad Police Foundation, Opposite to NUST University, Sector H-11, Islamabad.	62.01	11	14.674

Institution	Mean percentage Marks	Number of Students	Std. Deviation
Special Children School Bahria College, Islamabad, Shangrilla Road, Naval Complex, E-8, Islamabad	90	2	1.671
Special Children School, Bahria College Karsaz, Habib Ibrahim Rahmatullah Road, Karachi	90.17	6	2.302
Special Education Centre For Hearing Impaired Children, Phase-V, Hayatabad, Peshawar	65.31	44	11.033
Spring Board School System, House No. 587-A, Street No. 30, Block-C, CBR Town, Phase-I, Islamabad	61.41	2	9.064
Springfield Public School, Main Harley Street, Rawalpindi Cantt.	77.5	24	14.325
SPS Education System, Saeed Afzal Shaheed Road, Attock Cantt	61.63	11	16.142
St. Catherine`s Convent Girls Higher Secondary School, 241 Aziz Bhatti Road, Lalkurti, Rawalpindi	61.81	38	12.148
St. John`s High School, 127, Murree Road, Rawalpindi Cantt	49.18	17	11.17
St. Joseph`s School, Tameez-ud-Din Road, Lalkurti Rawalpindi	47.6	12	11.717
St. Paul High School, Gulshan Colony, Wah Cantt	60.65	65	15.908
St. Stephens Grammar High School, 934/7-E-4, Link Road, Nishat Colony, Lahore Cantt	52.66	10	13.724
ST.Jacob Cambridge School, B-1, Burma Town, Pandori Road, P.O. Khanna, Islamabad.	65.17	60	17.232
Standard High School, Mughalabad Road, Tench Bhatta, Rawalpindi Cantt	72.16	156	14.235
Startwell Education, HNo.9, Main Khayaban-e-Tanveer, Chaklala Scheme III, Rawalpindi	74.34	19	13.848
Station Girls Higher Secondary School, 256/A, Sher Khan Road, R.A. Bazaar, Rawalpindi	74	55	15.306
Station High School No. 3, 139-City Road, St. Marys Church Compound, Westridge, Rawalpindi	71.27	17	13.67
Station Secondary School No. 2, Iftikhar Janjua Road, Rawalpindi	54.53	47	19.719
Suffah Islamic School System, Near New City Phase-II,G.T. Road, Wah Cantt	66.74	33	18.171
Sultana Foundation Boys High School, Farash Town, Lehtrar Road (F.A), Islamabad	61.54	121	15.006
Sultana Foundation Girls High School,Farash Town, Lehtrar Road (F.A), Islamabad	76.89	108	13.176
Sun Rise Public School, Tehsil Daghoni District Ghanche (Gilgit-Baltistan)	48.43	20	5.562
Superior Science School and College , Sarwar Road, Tauheed Abad, Bahara Kau, F.A, Islamabad	56.24	43	17.689
Taaleem Foundation Grammar School Mastung, Major Chowk R.C.D Road Mastung,Balochistan	46.42	5	15.434

Institution	Mean percentage Marks	Number of Students	Std. Deviation
Taaleem Foundation Grammar School, Pishin, Balochistan	70.64	3	6.319
Taleem Foundation Grammar School, Cantt Road, Near To Officer Club, Zhob Balochistan.	56.74	19	15.921
Talent International School, Khamis Mushayt, (Saudi Arabia)	82.5	19	17.13
Tameer-e-Millat Public School, Jinnah Town, Skardu (Gilgit-Baltistan)	59.64	41	16.054
Tanveer Hussain Shaheed Model College for Boys (VI-XII), G-7/4, Islamabad	55.25	163	13.275
Tariq Ideal Public School, Vieco Street, Munirabad, Wah Cantt	52.43	25	14.397
Telecom Foundation School Systems, G-8/4, Islamabad	80.78	18	9.864
Telecom Foundation School Systems, Old Rtt Building PTCL Colony, Rawalpindi	78.29	32	12.808
The AIMS School and College, Snobar Hill, 17-Meel, Murree Road, Islamabad	55.25	27	14.76
The Air Grammar School, Main Double Road, G-13/3, Islamabad	57.68	18	22.783
The Amarant School And College (TASC) Rehbar Colony Near HMC Taxila	74.39	18	14.963
The Anam School System, House NO. CB-2568/A-1, DhokeChaudhrian, Sajid Bukhari Road, Rawalpindi Cantt	69.71	57	16.455
The Apostles Montessori & High School, 81-A Gulshan-e-Bilal, Queen Road, Sargodha.	69.78	16	16.107
The Arsim School System, Lehtrar Road, Alipur, Islamabad	54.13	39	17.782
The Ascent School, Near Darbar, Jigyot Road, Alipur, Bank Stop, Islamabad.	56.64	55	18.606
The Best Future School, Simly Dam Road, MohallahUsmanabad, Near Thandi Tooti, Bhara Kau, Islamabad	48.6	67	11.955
The Bright Future Secondary School, Millat Abad, DhokeChoudrian, Rawalpindi Cantt	56.01	88	17.079
The City Model Secondary School, New City Phase-I, Wah Cantt	76.21	27	14.128
The City School (Rawal Campus), Meharabad, Opp Kainat Travels, Main Peshawar Road Rawalpindi Cantt.	68.09	49	18.392
The City School Cantt Campus II, Near Shabbir Sharif Market, Jinnah Road, Quetta Cantt	51.16	11	13.673
The City School, Plot No. 891, Street. No. 59, E-11/3, Islamabad	64.8	43	17.935
The Educators, 442 Mehr Abad, Peshawar Road Campus, Rawalpindi	76.92	56	16.969
The Educationists School System, H.No. 15, Lane 25-B, Wah Model Town, Wah Villas, Wah Cantt	60.18	37	18.196

Institution	Mean percentage Marks	Number of Students	Std. Deviation
The Educators (Lehtrar Road Campus), Tarlai Kalan, Near Allied Bank, Main Lehtrar Road, Islamabad	80.78	40	14.355
The Educators Boys/Girls Secondary School, Attock (Campus), Near Khalid Saeed Hospital, Kamra Road, Attock.	68.62	21	13.197
The Educators Defence Chowk Campus Hno. 42, 43, 44, Rabia Banglows, DHA-I, Rawalpindi Cantt	56.12	41	17.023
The Educators Dhamial Campus, Lane No. 1, Quaid-e-Azam Colony, Dhamial Camp, Rawalpindi	81.3	43	13.133
The Educators High School (The Mall Campus), 285/2-A, Raja Akram Road, Peshawar Road, Rawalpindi	73.89	43	15.624
The Educators Humak Campus, Model Town, Humak (F.A.), Islamabad	76.38	32	11.456
The Educators Kashmir Campus, Housing Scheme Kotli, Azad Jammu Kashmir	75.23	22	14.555
The Educators Muzaffarabad Campus, Main Shoukat Lines, Sulehria Market Near APS, Muzaffarabad	84.99	23	13.926
The Educators Qamar Campus, H.NO. 386, St. 3/1, Block-B, National Police Foundation, O-9, Islamabad	66.76	139	18.703
The Educators, Abbottabad Campus, H.No. 367 & 368, Main Workshop Road, Habibullah Colony, Abbottabad	67.55	61	16.788
The Educators, Bhara Kahu Campus, Main Murree Road, Near PSO Petrol Pump, Bahara Kahu, Islamabad	78.43	41	14.955
The Educators, Capital Campus, G-11/1, Islamabad	61.8	113	18.282
The Educators, Chaklala Campus, H. No 1, Main Khayban-e-Tanvir Chaklala Scheme III, Rawalpindi	65.64	138	16.051
The Educators, Rawat Campus, G.T. Road Rawat (F.A.) Islamabad	53.14	29	11.035
The Educators, Taxila Campus, Al Karam Complex, Near Timber Market, GT Road, Taxila	61.44	53	18.65
The Educators, Wah Campus, CB-203/1, The Mall, Wah Cantt	64.12	27	20.208
The First Frontier National Schooling (FFNS) School & College, Murree Road, Abbottabad Cantt	67.31	32	17.321
The Grammar Foundation Higher Secondary School, Peshawar Road, Rawalpindi Cantt.	73.67	47	18.907
The Grammar School, PWD, Islamabad	57.2	6	20.27
The Guardian School & College (GSC), Post office jagiot Road, Alipur, Islamabad.	44.88	54	11.14

Institution	Mean percentage Marks	Number of Students	Std. Deviation
The Guardian School and College, Pindorian, P.O. Tarlai, Near Minhas Palace (F.A.), Islamabad	54.46	185	17.028
The Hallmark School, Opp. Union Council, Near Post Office Alipur, Islamabad	71.34	22	11.592
The Harvard School, 240 Murad Colony, Opposite Officers Colony, Faisalabad Road, Sargodha	72.91	18	16.927
The Heritage School System, Near Hockey Stadium Narul, Muzaffarabad AJK	71.4	10	19.848
The Hope Science School and College, Vero Road, Near Shamsabad Bus Stop, Tehsil Hazro District Attock	69.81	84	20.846
The Innova Academy, Naveed Shaheed Road, Zulfiqarabad, Gilgit (Gilgit-Baltistan)	59.23	15	13.696
The Knowledge School and College, National Police Foundation, O-9, Islamabad.	47.2	26	11.255
The Leadership Academy, District Headquarter, Gahkuch, Ghizer, (Gilgit-Baltistan)	42.35	51	10.833
The Learning Academy, Maliki Hat Amphari Danyor, Distt. Gilgit (Gilgit-Baltistan)	83.07	99	10.397
The Lodestar School, Phase 4-A, Ghauri Town, Near Kalma Chowk, Islamabad.	67.75	5	8.625
The Lynx School, H-80, A-Block, Satellite Town, Iran Road, Rawalpindi.	68.4	7	14.327
The Nation Montessori & Secondary School, H.No. 232, Dhamyal Road, Rawalpindi Cantt	45.74	33	13.272
The National School & College System, Plot No.14, Street No.02, Capital Homes, (Shams Colony) Sector H-13, Islamabad.	70.61	85	18.066
The National School & College, Plot No. 287-288 & 106, Central Avenue, Main Market, Pakistan Town, Islamabad.	55.95	90	14.495
The National School and College, House No. 1464-1465, St No.18, I-10/1, Islamabad	56.14	63	18.111
THE NOOR SCHOOL, ANWAR STREET, TENCH BHATTA ROAD RAWALPINDI CANTT.	87.77	7	6.653
The Noor School, Sutluj Block, D.C. Colony, Gujranwala Cantt	89.19	13	9.11
The Paragon Secondary School, House No. 11-A Street No. 2 Dad Khan Avenue (Behind Shell Petrol Pump bostan Khan Road) Chaklala Scheme-III, Rawalpindi	68.59	13	23.215
The Paragon Secondary School, Street No. 1 & 2, Dad Khan Avenue, Chaklala Scheme-III, Rawalpindi Cantt	43.55	1	.
The Police Public Higher Secondary School, Mianwali	80.14	54	11.484
THE QUEST EDUCATION SYSTEM, NEW MORGAN ROAD RAWALPINDI	68.9	39	16.645

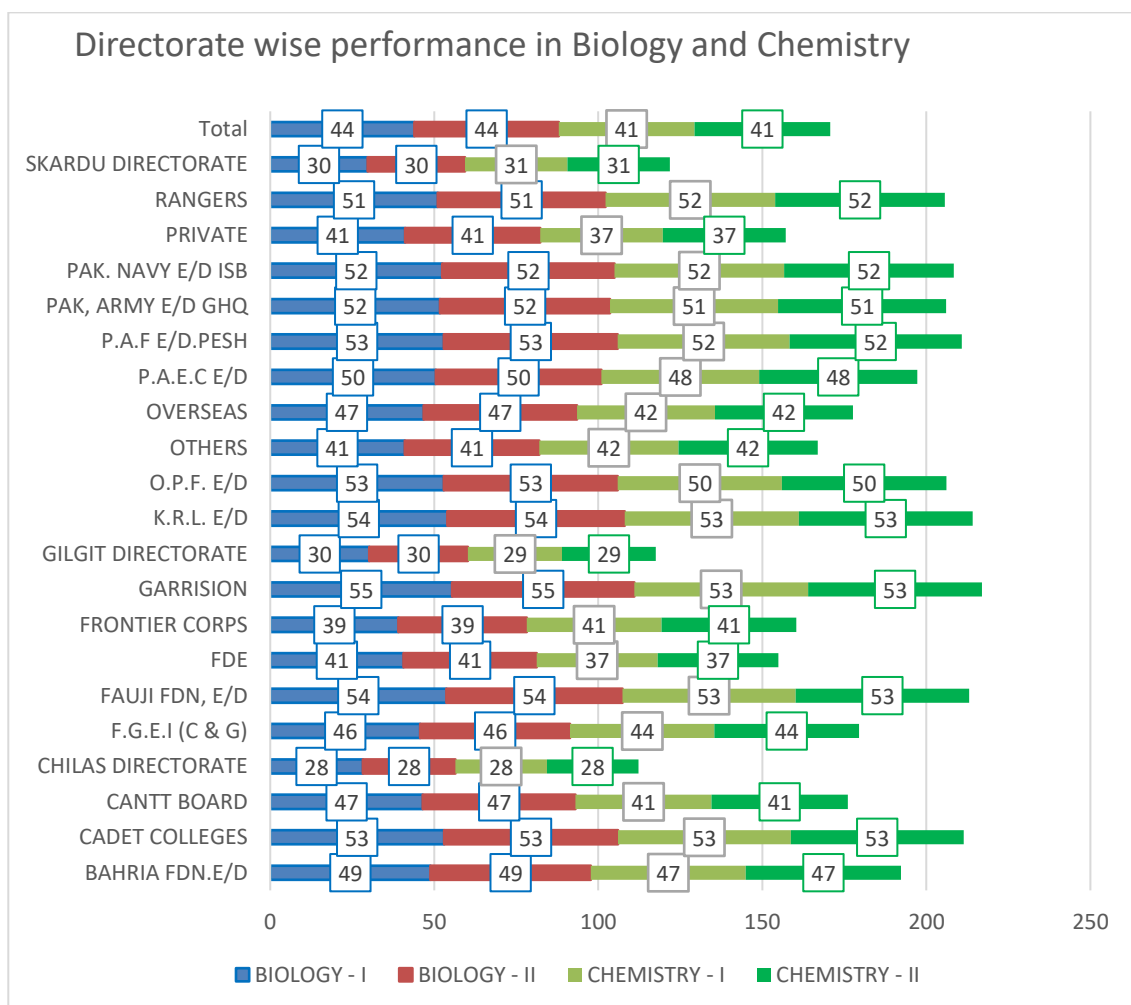
Institution	Mean percentage Marks	Number of Students	Std. Deviation
The Real Educators School System Khaplu, opposite to DHO office Khaplu,(Gilgit-Baltistan)	66.71	26	10.591
The Renaissance Roots School, Main Jail Road, Abdullah Campus, Sargodha	62.37	30	15.83
The Rise International School, Education Plaza, BheraSyedan,Mainmurree road, Bhara Kahu, Islamabad	58.46	46	14.699
The Roots High School & College, Roots Garden Schools (PVT) Limited, Askari X, Chaklala Cantt, Rawalpindi.	71.12	54	17.281
The Scholars School, A-24, Quaid Avenue, Lalarukh, Wah Cantt	60.56	146	17.095
The Science and Commerce World Higher Secondary School, Opp. Federal Board Office., Near DC Office, Khomer, Gilgit (Gilgit-Baltistan)	48.85	96	15.44
THE SEA SCHOOL ISLAMABAD HOUSE NO. 1755, STREET NO. 78 BLOCK-B, MULTIGARDENS, B-17, ISLAMABAD	70.98	16	14.769
The Sepal Schools International, Jhang Bahtar Road, Bahtar More, Wah Cantt.	74.34	4	19.1
The Sky Lark School, Wah Cantt	72.97	8	11.491
The Smart School (Capital Campus), H.NO.1, STREET NO.128, SECTOR G-13/4, ISLAMABAD	61.57	4	15.365
The Smart School (Dhamial Campus), Main Chakri Road, Mohra Chapper Stop, Rawalpindi.	66.47	32	15.664
The Smart School (Tipu Road Campus), House # 156, Sir Syed Chowk, Tipu Road, Rawalpindi.	64.11	11	17.019
The Smart School (Umar Campus), Main Misrial Road, Rawalpindi.	60.65	18	13.082
The Smart School Hattian Bala campus, Shah Baba Plaza Chowk Bazar Hattian Bala, Azad Kashmir.	56.83	10	19.182
The Smart School, PWD Campus,Building 538 & 539, ST. 67, Pakistan Town Phase-I, Islamabad	69.25	13	11.929
The Smart School, Shoukat Lines, Muzaffarabad (AJK)	65.81	33	19.038
The Smart School, Simly Dam Road, Bhara Kau, Islamabad	83.44	25	7.36
The Smart School,Main Service Road, Near Gangal Stop, Ghouri Town, Phase-V, Islamabad	73.54	40	15.125
The Spirit School Chakri Road Campus, Chakri Road, Rawalpindi.	67.84	58	14.429
The Spirit School, Al-Salaam Campus, Fatima Plaza, Sher Shah Suri Road, JhangiSyedan, Islamabad	71.55	23	12.96
The Spirit School, House No. 5, Shalimar Road, Block-G, Soan Garden, Islamabad	62.44	28	16.978

Institution	Mean percentage Marks	Number of Students	Std. Deviation
The State Secondary School, Chaklala Scheme-III, Rawalpindi Cantt.	56.4	19	14.475
The Superior Group of School and College, Chakri Road Quaid-e-Azam Colony Rawalpindi.	60.41	96	16.141
Titans Merry Dale Public School, Kamalabad Road, Rawalpindi Cantt.	64.25	81	16.633
Trend Setters Montessori and School, 222-St No.7, Mubarrak Lane, Adyala Road, Rawalpindi Cantt	50.66	13	12.566
Unique Modern School, Building No. 18-44/45-10, PAF Road, Liaqat Colony, Sargodha	71.06	9	14.342
United School System MC 28, Street 7, Phase 4A, Ghouri Town Islamabad	63.91	34	20.771
Unity Public School & College, Jamaat Khanna Bazar, Gilgit. (Gilgit-Baltistan)	65.74	73	18.328
Uswa College, Saif Ali Education Complex, Sihala (F.A), Islamabad	90.18	80	5.877
USWA Girls Public School, Imam Bargah, Kalan, Sukamadan, Skardu, (Gilgit-Baltistan)	77.97	159	15.542
USWA Public School and College, Skardu, (Gilgit-Baltistan)	83.66	213	13.23
Uswa Public School GambaSkardu, Aliabad Gamba, District Skardu. (Gilgit-Baltistan)	67.92	35	11.125
Uswa public school Hoper, Tehsil Nagar-I, District Nagar (Gilgit-Baltistan)	53.45	16	13.706
Uswa Public School, Nagar Khas, Teh& Distt: Nagar (Gilgit-Baltistan)	55.88	35	11.703
Uswa Public School, P.O. Karimabad, Village Ganish, Tehsil Ali Abad, Hunza, Gilgit-Baltistan.	55.66	55	16.177
Uswa Public School, Phekar Nagar-2, Distt. Hunza-Nagar, (Gilgit-Baltistan)	49.51	25	9.788
USWA Public School, Yultar, Near General Bus Stand, Skardu, Gilgit-Baltistan.	62.15	177	18.48
Vectorial Public School and College, Near Girls High School No. 2, Khazana Road, Gilgit (Gilgit-Baltistan)	59.68	91	18.678
Viqar-Un-Nisa Noon Girls Higher Secondary Institute, Jahangir Road, Rawalpindi	81.96	76	12.122
Vision House Schooling System, Dhaki Boys College Road, Hazro, District Attock	47.32	10	16.59
VOH School System, Lehtrar Road, Alipur, Panjgrah, Alipur CNG, Islamabad	44.64	8	6.29
Wah City School, 28-A, Uppal Chowk, The Mall, Wah Cantt	59.16	31	18.185
Wah Islamic School of Excellence (Boys Campus), Wah Model Town Phase-I, G.T. Road, Wah Cantt	76.96	128	15.421
Wah Islamic School of Excellence, Wah Model Town, Phase-I, G. T Road, Wah Cantt	84.62	106	10.382

Institution	Mean percentage Marks	Number of Students	Std. Deviation
Wahdat Public High School, Wahdat Colony, Taxila Cantt	64.01	68	17.094
Wapda Cadet College, Tarbela Dam, District Haripur	91.13	92	4.096
Wapda English Medium School, Power Complex Colony, Barotha, District Attock	70.73	44	12.186
Wapda High School, Mangla, MDO (Jhelum)	65.59	36	12.794
WAPDA Higher Secondary School, Wapda Power Complex Colony, Barotha Tehsil & District Attock.	44.19	21	10.725
Wapda Model High School, Left Bank, Wapda Colony, Mangla Dam	87	11	7.094
WCA Schooling System, CB-206-207, Lalazar, The Mall, Wah Cantt	47.83	204	13.071
Welkin Grammar Secondary School, Mohalla Farooq-E-Azam, H.M.C. Road, Wah Cantt	49.83	26	10.265
Winter Hill School, Village Bara P.O.Hazro, Attock.	61.81	7	10.254
Women International School of Excellence (WISE), Nai Abadi, Bhara Kahu (F.A), Islamabad	61.06	21	20.042
Young Scholars School System (YSS), Simly Dam Road, Bhara Kau, Islamabad	67.55	11	9.919
Zenithville School System, Poonch Housing Scheme, Rawalakot, AJK	92.14	33	7.88
Zia-ul-Quran Grammar School, 228-229, Khayaban-e-Sadiq, Sargodha Cantt	66.48	7	18.964
Total	66	111391	19.79

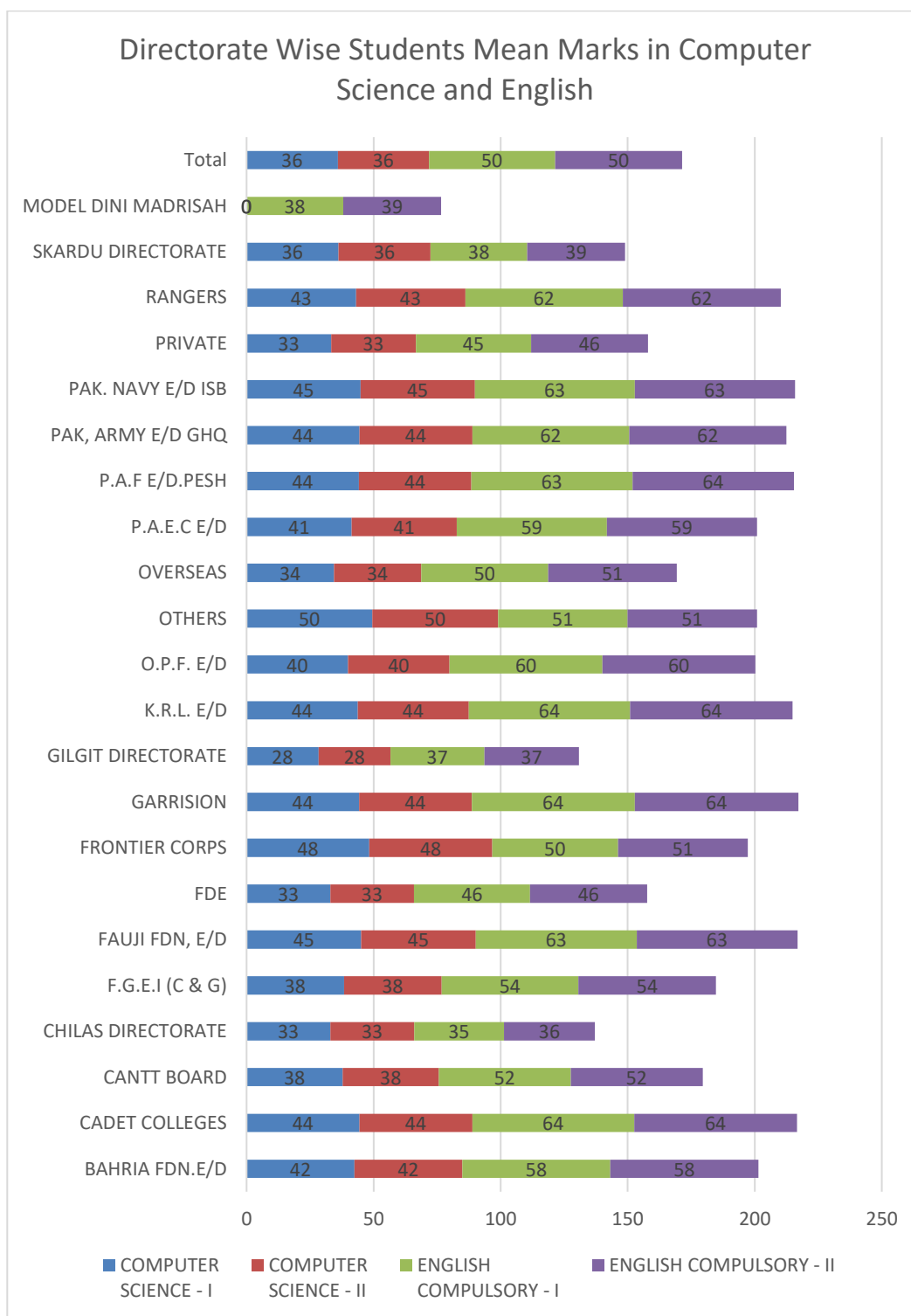
- It is observed that there are 53 schools in the list that got 90% and more mean percentage marks.
- Data shows that there are 242 schools that have an average mean percentage marks in the range of 80% -89%
- It is concluded from the list that 20% institutions got 80% and more marks in the examination.

4.1.9. Directorate Wise Students Mean Marks in Biology and Chemistry



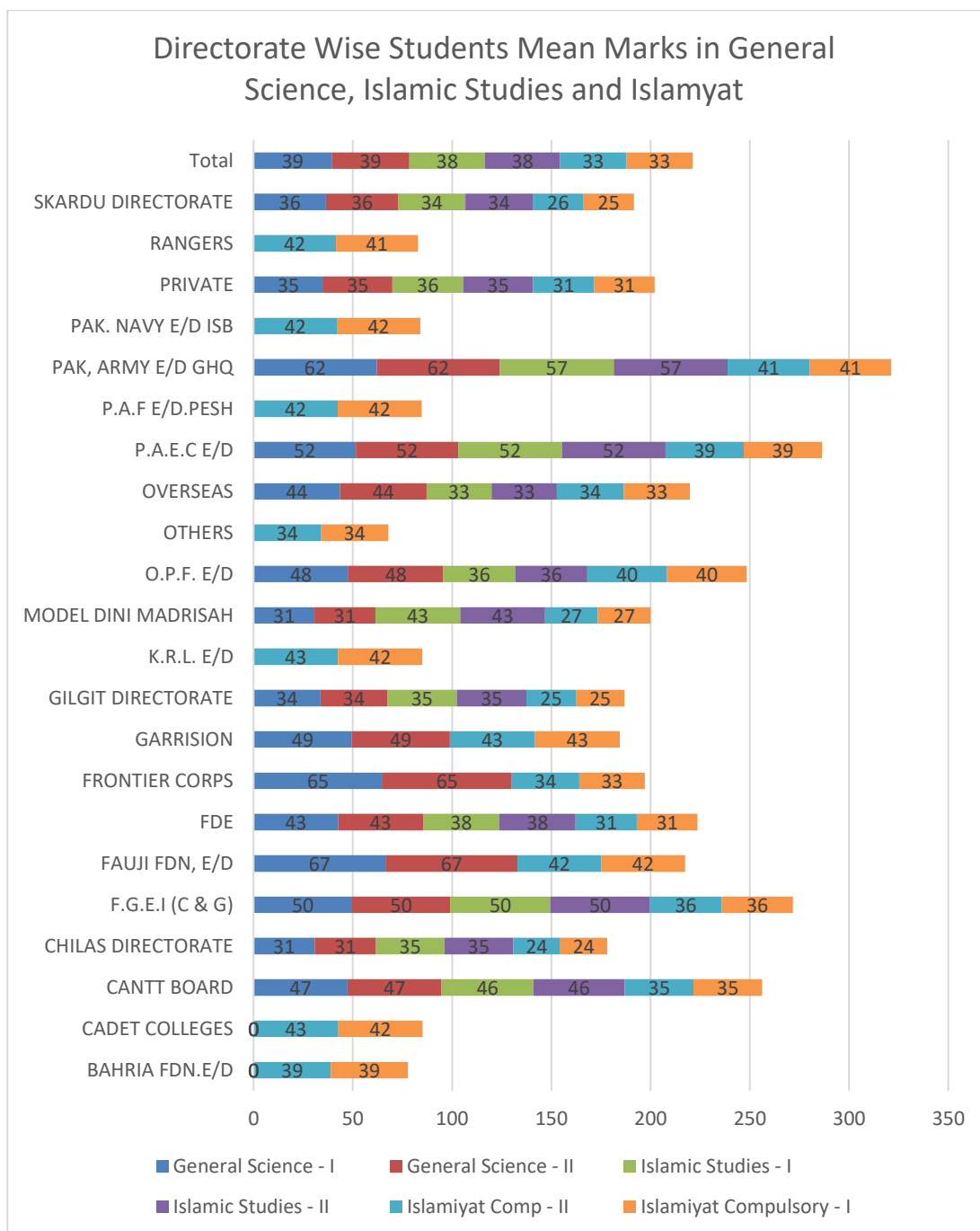
1. The graphs show that Chilas, Gilgit and Skardu directorate students performed very low in each subject And significantly below from the average score of the each subject.
2. Nine directorates performed very well. Each directorate crossed 50 marks in each subject
3. Garrison directorate lead in Biology while KRL directorate lead in chemistry.

4.1.10. Directorate Wise Students Mean Marks in Computer Science and English



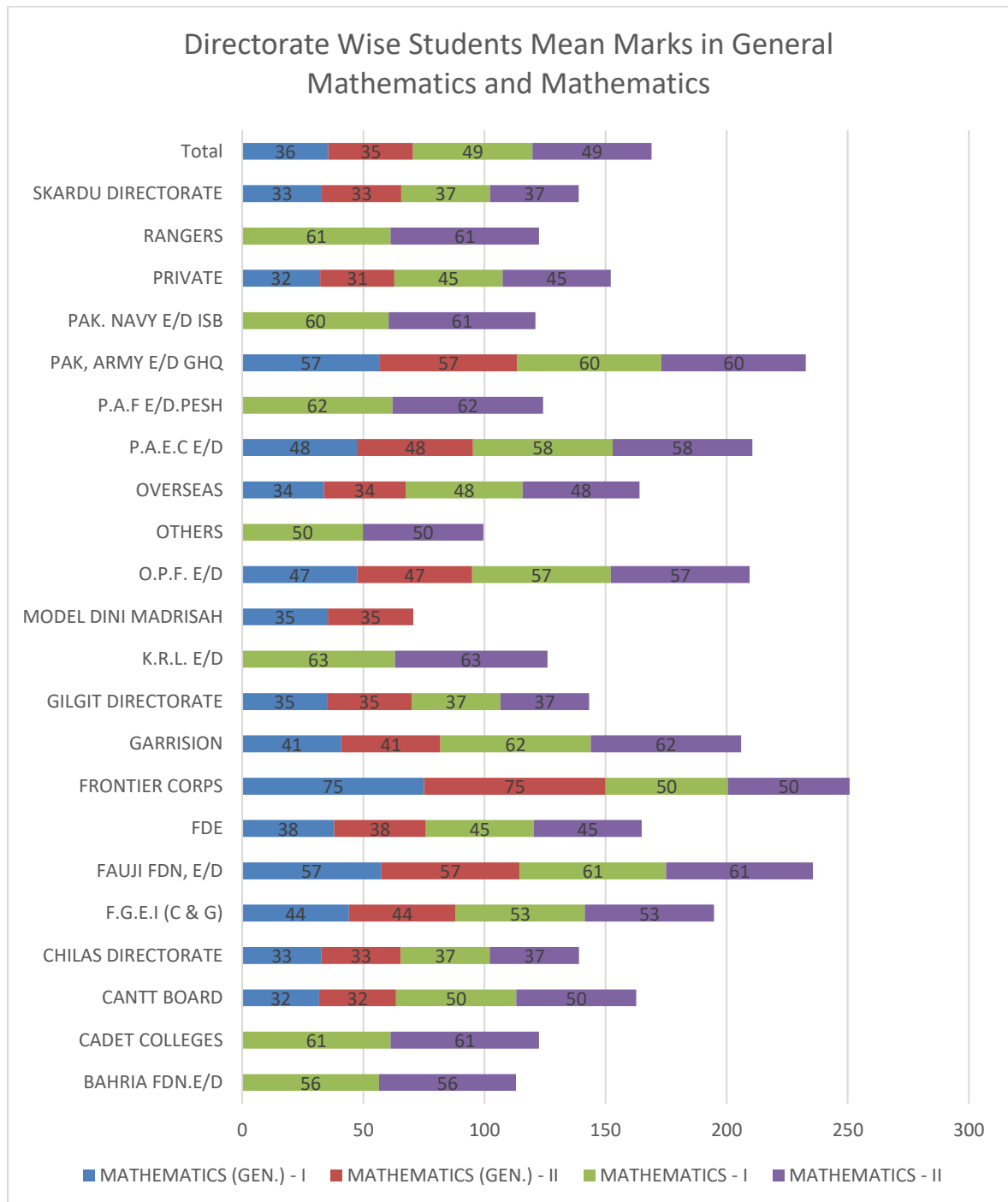
The graph shows that among all directorates, Pak-Navy, Fouji Foundation directorates comparatively performed better as compared to their counterparts in core subject of computer Science, while Cadet Colleges performed better in English as compared to their counterpart.

4.1.11. Directorate Wise Students Mean Marks in General Science, Islamic Studies and Islamiyat



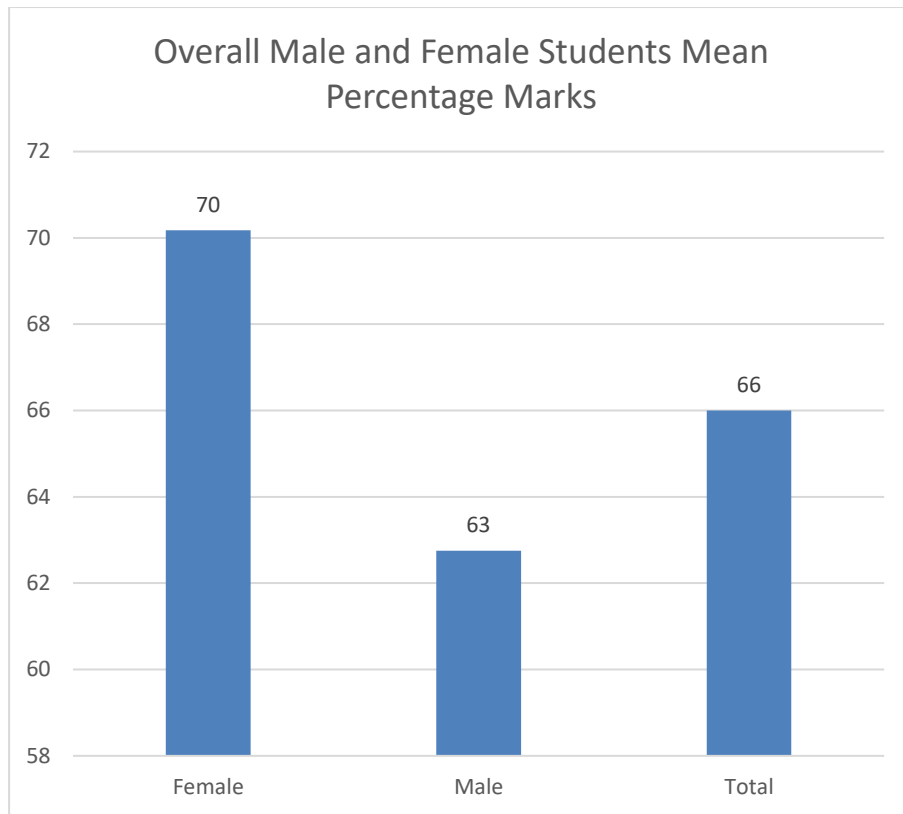
The graph shows that among all directorates, Pak-Army directorate comparatively performed better as compared to their counterpart in core subjects of general science and Islamic studies, while Garrison performed better in Islamiyat as compared to their counterpart.

4.1.12. Directorate Wise Students Mean Marks in General Mathematics and Mathematics



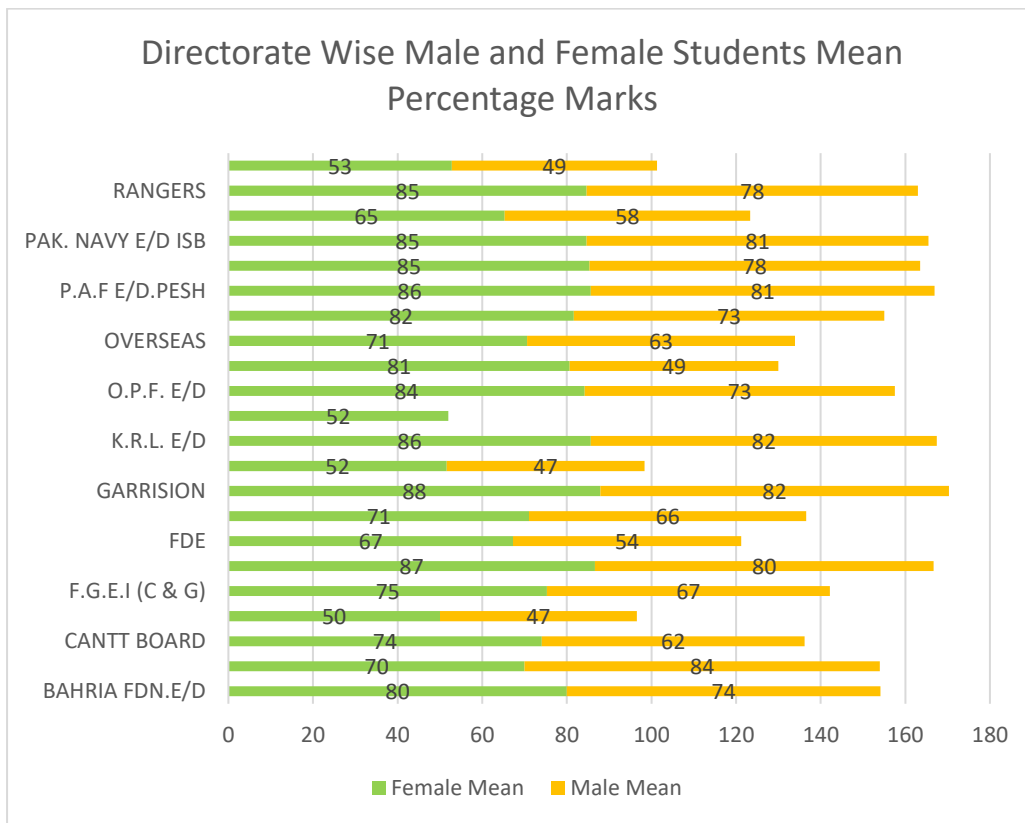
The graph shows that among all directorates, Pak-Army directorate comparatively performed better as compared to their counterpart in core subject of mathematics I-II (General), while PAF-Education performed better in mathematics (Science) as compared to their counterpart.

4.1.13. Overall Male and Female Students Mean Percentage Marks

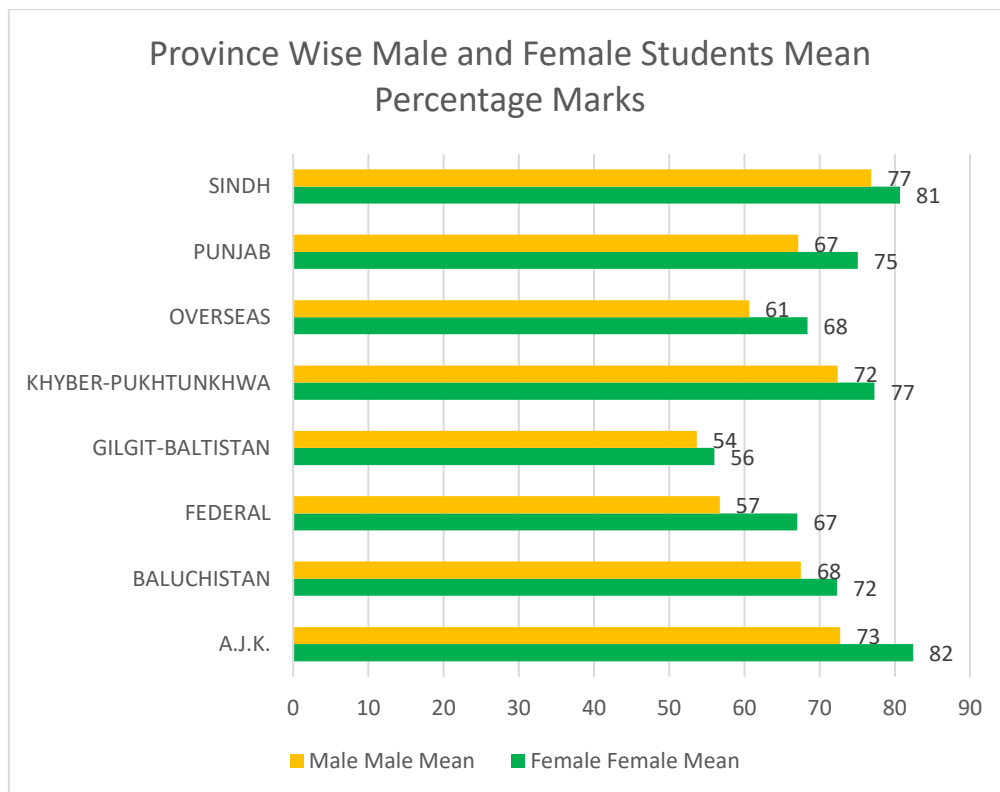


The table shows that the same trend has been maintained by the female students as compared to their counterpart. The performance of females are higher than the performance of their counterpart

4.1.14. Directorate Wise Male and Female Students Mean Percentage Marks

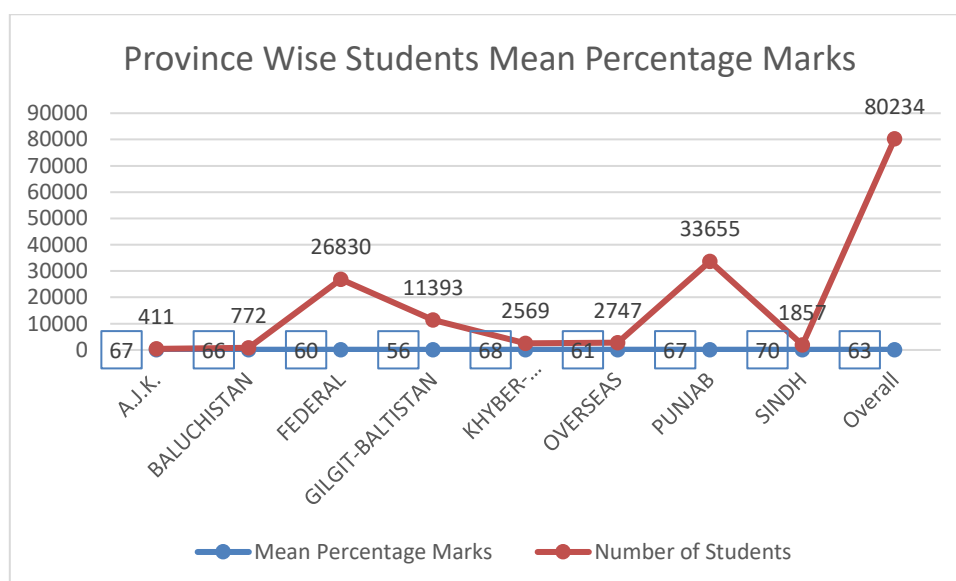


4.1.15. Province Wise Male and Female Students Mean Percentage Marks



4.2. Higher Secondary School Certificate (HSSC) Analyses

4.2.1. Province Wise Students Mean Percentage Marks



The Graph shows that participation rate of students from Punjab and Federal (Islamabad) are significantly higher than other provinces and areas. Consequently the result of Punjab (67%) is better than their counterpart except Sindh result, but the Sindh students participation rate is significantly lower than Punjab.

4.2.1.1. Province and Group Wise Students Mean Percentage Marks

Group	province	Mean Percentage Marks	Number of Students	Std. Deviation
COMMERCE	A.J.K.	51.00	2	.000
	FEDERAL	52.58	2565	13.934
	GILGIT-BALTISTAN	56.67	42	13.051
	KHYBER-PAKHTUNKHWA	47.33	21	10.081
	OVERSEAS	58.26	848	14.165
	PUNJAB	55.88	2067	14.272
	SINDH	53.83	64	12.552
	Overall	54.68	5609	14.220
HUMANITIES	A.J.K.	65.54	37	11.462
	BALUCHISTAN	61.96	54	13.686
	FEDERAL	57.47	7131	13.913
	GILGIT-BALTISTAN	54.39	5650	12.125

Group	province	Mean Percentage Marks	Number of Students	Std. Deviation
	KHYBER-PUKHTUNKHWA	58.90	221	13.582
	OVERSEAS	57.01	361	13.156
	PUNJAB	62.05	3367	14.988
	SINDH	63.09	97	14.916
	Overall	57.43	16918	13.832
MEDICAL TECHNOLOGY	FEDERAL	57.06	208	13.284
	KHYBER-PUKHTUNKHWA	50.50	2	14.849
	PUNJAB	52.88	25	7.715
	Overall	56.56	235	12.851
PRE-ENGINEERING	A.J.K.	63.35	89	15.842
	BALUCHISTAN	63.53	194	16.496
	FEDERAL	61.10	4614	17.619
	GILGIT-BALTISTAN	55.82	1123	15.516
	KHYBER-PUKHTUNKHWA	67.04	729	14.945
	OVERSEAS	62.67	258	18.616
	PUNJAB	68.64	9185	17.476
	SINDH	70.88	699	15.905
	Overall	65.57	16891	17.748
PRE-HOME ECONOMICS	FEDERAL	68.65	52	15.294
	Overall	68.65	52	15.294
PRE-MEDICAL	A.J.K.	74.88	170	16.135
	BALUCHISTAN	69.89	375	17.023
	FEDERAL	70.18	5512	18.949
	GILGIT-BALTISTAN	58.89	3287	17.683
	KHYBER-PUKHTUNKHWA	74.03	1105	15.383
	OVERSEAS	67.51	774	18.443
	PUNJAB	77.08	9583	16.934
	SINDH	74.46	652	15.515
	Overall	71.79	21458	18.625
SCIENCE GENERAL	A.J.K.	57.68	113	15.303
	BALUCHISTAN	59.36	149	12.918
	FEDERAL	56.12	6748	14.374
	GILGIT-BALTISTAN	52.40	1291	11.883
	KHYBER-PUKHTUNKHWA	62.73	491	13.556
	OVERSEAS	58.45	506	13.228
	PUNJAB	61.13	9428	15.154

Group	province	Mean Percentage Marks	Number of Students	Std. Deviation
	SINDH	62.63	345	13.434
	Overall	58.73	19071	14.836

It is observed that Commerce group candidates are greater in Federal directorate (Islamabad) as compared to other provinces and its mean marks percentage achieved is 52.58 with low standard deviation and performed better. Statistically overseas directorate performed higher as compared to other directorates.

In Humanities group, number of candidates at Federal (Islamabad) are greater than as compared to GB (second maximum student's participated) and consequently mean percentage marks is high in federal area as compared to GB.

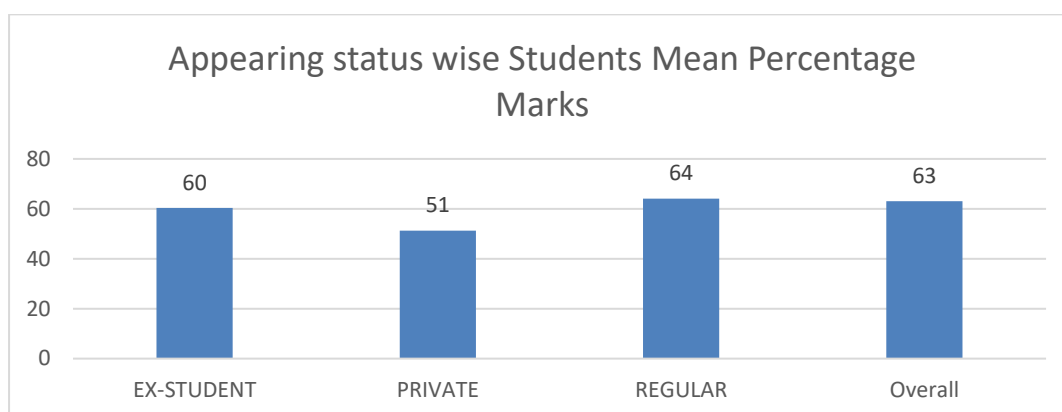
In Medical Technology, Federal (Islamabad) performed better than Punjab although candidates in Federal are much greater than Punjab

In Pre-Engineering group, Punjab province stood first because number of students appeared is greater than all other regions and its standard deviation is less than other regions of Pakistan.

In Pre-Medical group, candidates appeared in Punjab are much greater than other places in Pakistan and its standard deviation is too low than others and Federal (Islamabad) at second with respect to numbers of candidates, performance and standard deviation.

In Science General Group, candidates appeared in Punjab are much greater than other places in Pakistan and its standard deviation is too low than others and Federal (Islamabad) at second with respect to numbers of candidates, performance and standard deviation.

4.2.1.2. Appearing status wise Students Mean Percentage Marks

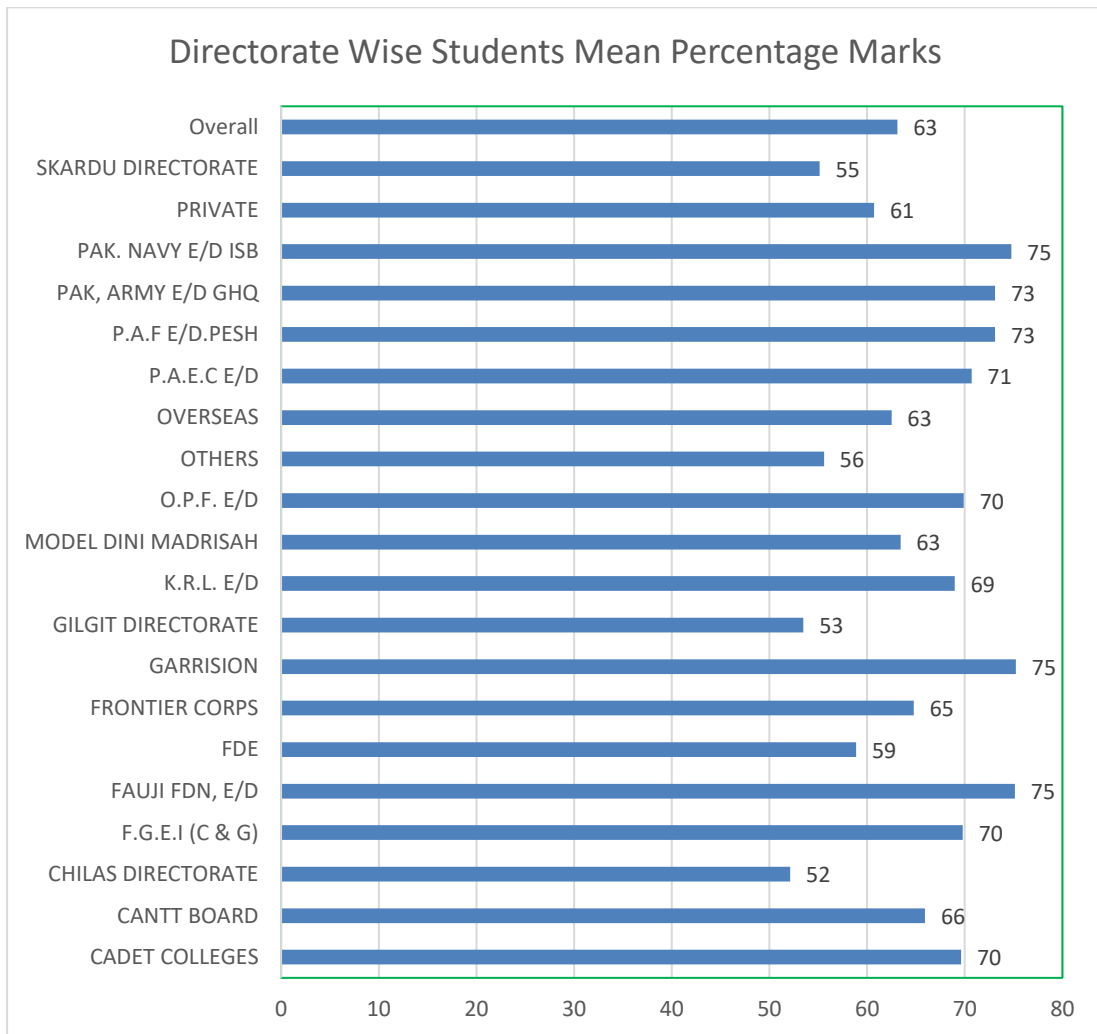


4.2.1.3. Appearing and Group Wise Students Mean Percentage Marks

Group	Appearing Status	Mean Percentage Marks	Number of Students	Std. Deviation
COMMERCE	EX-STUDENT	44.57	255	6.280
	PRIVATE	48.11	662	11.760
	REGULAR	56.16	4692	14.362
	Overall	54.68	5609	14.220
HUMANITIES	EX-STUDENT	44.93	822	6.726
	PRIVATE	50.97	3181	12.954
	REGULAR	59.81	12915	13.438
	Overall	57.43	16918	13.832
MEDICAL TECHNOLOGY	EX-STUDENT	45.95	38	7.308
	REGULAR	58.61	197	12.689
	Overall	56.56	235	12.851
PRE-ENGINEERING	EX-STUDENT	54.83	1213	11.177
	PRIVATE	63.73	224	19.839
	REGULAR	66.44	15454	17.859
	Overall	65.57	16891	17.748
PRE-HOME ECONOMICS	REGULAR	68.65	52	15.294
	Overall	68.65	52	15.294
PRE-MEDICAL	EX-STUDENT	72.94	3126	15.910
	PRIVATE	44.50	2	4.950
	REGULAR	71.60	18330	19.042
	Overall	71.79	21458	18.625
SCIENCE GENERAL	EX-STUDENT	48.15	1287	7.770
	REGULAR	59.49	17784	14.933
	Overall	58.73	19071	14.836

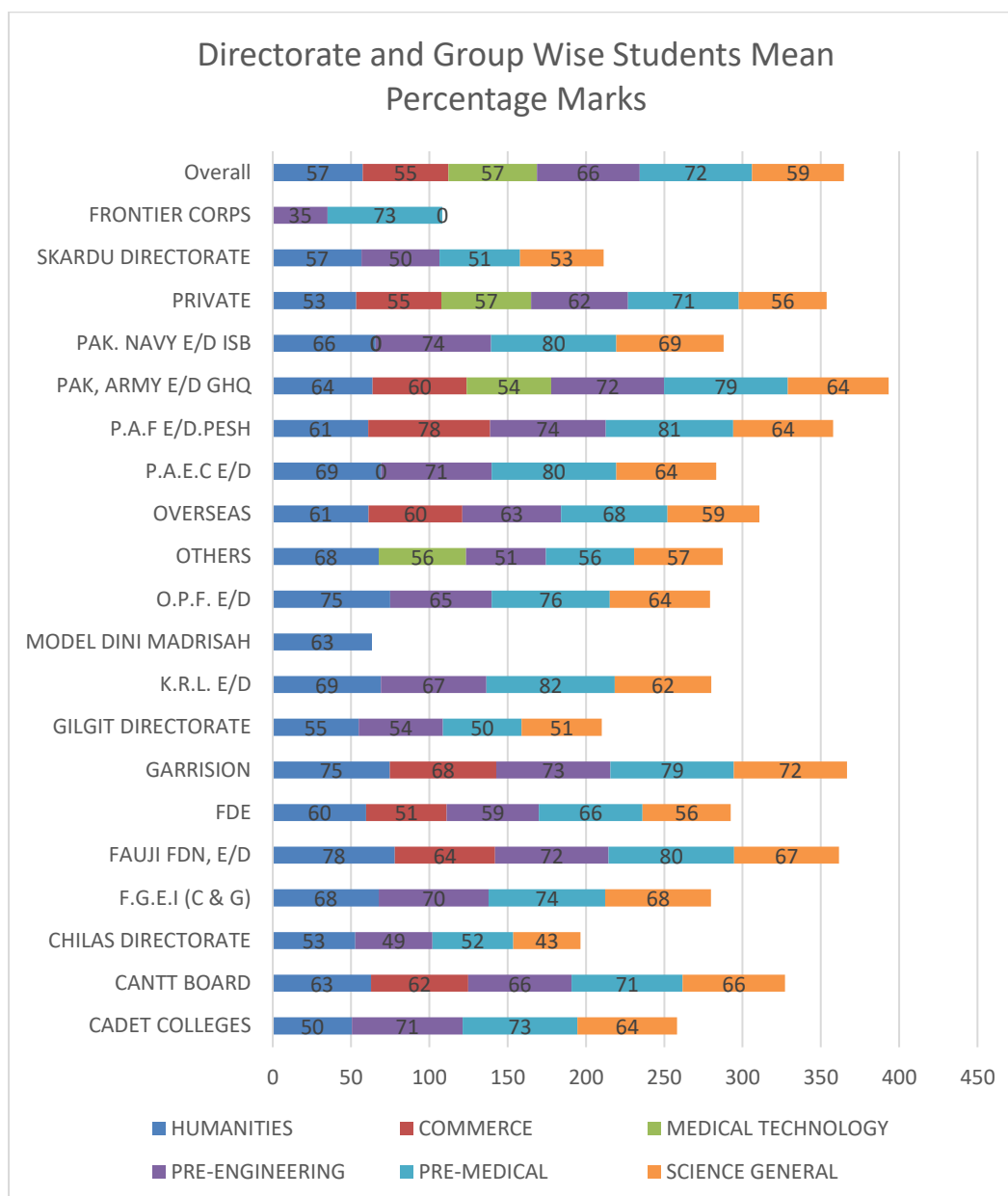
In this report we observe that Mean Percentage Marks of regular candidates is higher than other status of candidates, Number of students is also higher than other status students and standard deviation of regular candidates are also less than other status students.

4.2.1.4. Directorate Wise Students Mean Percentage Marks



The graph shows that 9 (45%) directorates got more than 70%. This is good trends in HSSC level. The graph further shows that 5 (25%) directorates got less than 60%. This achievement level can be increased by the directorates through formative assessment of the targeted students and capacity building workshop of teachers.

4.2.1.5. Directorate and Group Wise Students Mean Percentage Marks



- In Humanities Group Fauji Foundation directorate performed well as compared to other directorates
- In Pre- Engineering Group, Pak- Navy and P.A.F directorates performed better as compared to other directorates
- In Medical Group, K.R.L directorate performed well as compared to othe directorates
- In Science General Group, Garrison directorates performed better as compared to other directorates
- Chilas and Skardu directorates' performance are less than all other directorates in all groups.

4.2.1.6. City Wise Students Mean Percentage Marks

City	Mean Percentage Marks	Number of Students	Std. Deviation
ABBOTTABAD	70.78	679	14.817
Abu Dhabi Municipality	59.77	90	15.220
Ajman	62.52	25	15.893
Ajman City	63.59	130	13.410
Al Ain City	53.03	38	13.184
Al Fujairah City	67.58	36	12.847
Al Huf?f	52.22	9	15.222
Al Jubayl	74.04	45	17.832
ALI ABAD HUNZA	56.07	596	12.826
ASTORE SUB-	48.29	367	10.818
ATTOCK	66.49	1401	17.217
BAGH	67.96	95	17.272
BAHAWALPUR	67.03	292	17.587
BANNU	63.86	7	17.121
BARNALA	69.33	12	19.745
Benghazi	52.47	15	9.125
BHIMBER	68.14	58	16.442
Buraydah	67.63	24	17.340
CHILAS SUB-	55.99	174	10.162
CHUNIAN	79.23	75	14.963
D.I.KHAN	70.05	56	16.666
DAGHONI	45.88	129	10.718
DAHARKI	70.89	9	16.412
DAREL/TANGIR SUB-	48.31	72	8.917
DINA	71.69	287	15.106
Doha	65.83	267	16.825
DOULYAH JATTAN	73.60	5	16.072
Dubai	59.11	169	15.800
FATEH JANG	66.25	12	14.347
Gahkuch	47.91	505	10.739
GAMBA	47.42	213	11.370
GHAZI	66.51	392	13.046
GHOTKI	79.07	29	13.027
GILGIT SUB-	57.36	3497	15.422
GOJAL HUNZA	51.73	33	11.273
GUJAR KHAN	62.27	33	12.099
GUJRANWALA	74.61	392	16.313
GUJRAT	61.45	40	13.747
GUPIS	49.63	186	8.291
Ha'il	77.82	11	15.491
HAJIRA	68.43	7	15.640
HAVELIAN	62.94	17	17.286
HAZRO	69.35	111	17.693
HYDERABAD	69.21	99	18.559
HYDERABAD CITY	66.31	88	14.642
ISHKOMAN	52.73	160	10.397
ISLAMABAD	59.99	25567	16.784
JACOBABAD	68.60	15	15.051
Jeddah	59.50	344	15.829
JHANG	73.77	30	10.200

City	Mean Percentage Marks	Number of Students	Std. Deviation
JHELUM	71.81	687	16.532
KAHUTA	68.67	280	15.320
KALLAR KAHAR	72.02	113	17.624
Kamra	69.27	732	18.063
KARACHI	72.12	889	16.267
Khamis Mushait	75.50	6	18.097
KHANEWAL	84.33	27	8.566
KHAPLU SUB-	52.78	378	12.313
KHARIAN	65.95	708	16.258
KHARMANG SUB-	54.23	52	10.306
Khobar	59.45	121	15.671
KHUSHAB	69.39	23	14.650
KOHAT	64.67	239	16.989
KOHLU	71.20	10	13.256
KORANGI	62.43	44	14.149
KOT CHUTTA	78.80	5	8.106
KOTLI	70.03	59	13.320
KOTRI	70.88	49	13.650
Kuwait City	59.17	310	15.793
LAHORE	69.22	1044	16.192
MAILSI	77.73	26	15.008
MALIR	65.58	180	15.561
Manama	60.86	288	14.431
MARDAN	68.21	104	15.951
Medina	66.28	32	15.228
MIANWALI	71.19	892	16.660
MIRPUR	61.29	24	11.024
MULTAN CITY	65.10	440	16.218
MULTAN SADDAR	86.57	79	9.949
MURREE	70.43	396	17.087
Muscat	59.07	109	17.030
MUZAFFARABAD	73.37	38	16.455
NAGAR	52.12	400	10.525
NOWSHERA	70.72	235	16.542
NULL	58.13	2253	17.705
OKARA	67.13	209	15.814
ORMARA	69.23	47	11.970
PALLANDARI	85.26	73	12.853
PANO AQIL	64.74	72	14.414
PESHAWAR	67.15	721	16.673
QUETTA	65.01	654	16.727
RAHIM YAR KHAN	67.71	79	16.900
Ras Al Khaimah	56.41	39	14.022
RAWALAKOT	61.88	118	18.643
RAWALPINDI	67.21	16452	17.852
Riyadh	60.59	245	17.468
RONDU	56.74	141	10.950
SARAI ALAMGIR	84.60	182	9.974
SARGODHA	75.70	656	15.910
SHAHRIG	69.04	302	14.570
Sharjah	61.33	181	15.632
SHIGAR SUB-	51.48	259	12.394

City	Mean Percentage Marks	Number of Students	Std. Deviation
SHORKOT	79.28	158	13.411
SIALKOT	68.16	296	15.979
SIBI SUB-	71.12	8	28.185
SIKANDAR ABAD NAGAR	53.26	61	9.506
SKARDU SUB-	58.67	3483	15.178
Sohar	64.81	26	19.573
SOHAWA	86.13	31	12.447
SUI SUB-	35.00	2	.000
SUKKUR	80.17	12	7.396
Ta'if	62.10	30	16.709
TALA GANG	57.40	5	15.678
TANDO ALLAHYAR	55.32	22	13.534
TAXILA	73.50	658	16.381
Tehran	52.00	1	.
Tongzhou	59.60	5	15.437
TOPI	66.81	37	17.352
Tripoli	48.76	21	12.601
UPPER	75.55	64	13.281
UPPER KURRAM	62.29	14	16.959
WAH CANTT	63.97	6093	17.675
YASIN	52.89	448	11.257
ZHOB SUB-	67.68	25	16.113
ZIARAT SUB-	73.31	26	9.303
Overall	63.11	80234	17.448

The city wise analysis shows that:

- 5% cities got 80% or more mean percentage marks.
- 23% cities got mean percentages marks in range of 70%-79%.
- 42% cities got mean percentage marks in range of 60%-69%.
- only 30% cities results are below the range of 60%

Achievement trends of cities is good and consistent with SSC performance

It is further stated that students mean marks percentage in Islamabad, Rawalpindi and Wah Cantt is better. It is because number of candidates are much greater than other cities and it is concluded that in these cities educational environment is favorable for the students, teachers and educational institutions.

4.2.1.7. City and Group Wise Students Mean Percentage Marks

Group	City	Mean Percentage Marks	Number of Students	Std. Deviation
COMMERCE	ABBOTTABAD	48.89	18	10.064
	Abu Dhabi Municipality	64.77	35	9.671
	Ajman City	64.24	67	12.499
	Al Ain City	49.35	17	10.874
	Al Fujairah City	66.80	5	9.230
	ALI ABAD HUNZA	61.67	3	14.640
	ASTORE SUB-	44.00	2	5.657
	ATTOCK	53.92	39	13.335
	BAHAWALPUR	53.00	2	2.828
	DINA	66.00	1	.
	Doha	58.70	90	14.302
	Dubai	56.83	72	13.918
	Gahkuch	53.00	1	.
	GAMBA	40.67	3	1.155
	GHAZI	39.00	1	.
	GILGIT SUB-	55.00	1	.
	GUJAR KHAN	37.00	1	.
	GUJRANWALA	50.83	6	12.481
	HYDERABAD CITY	34.00	1	.
	ISLAMABAD	52.95	2437	14.040
	Jeddah	56.02	109	13.035
	JHELUM	45.00	1	.
	Kamra	50.90	30	13.522
	KARACHI	52.27	15	16.020
	Khobar	55.84	37	13.710
	Kuwait City	55.38	128	13.288
	LAHORE	61.83	48	15.613
	MALIR	55.38	13	11.701
	Manama	63.17	96	14.662
	MULTAN CITY	51.00	1	.
	Muscat	50.86	37	13.037
	NULL	46.96	194	11.158
	PESHAWAR	37.50	2	2.121
	RAHIM YAR KHAN	73.00	1	.
RAWALAKOT	51.00	2	.000	
RAWALPINDI	56.84	1417	14.467	
Riyadh	57.57	46	15.969	
SHHRIG	56.67	24	10.120	
Sharjah	56.07	75	13.697	
SIALKOT	61.57	30	12.470	

Group	City	Mean Percentage Marks	Number of Students	Std. Deviation
	SKARDU SUB-	58.66	32	12.968
	TALA GANG	70.00	1	.
	TANDO ALLAHYAR	69.00	2	1.414
	TAXILA	45.00	1	.
	WAH CANTT	53.26	444	13.305
	Overall	54.68	5609	14.220
HUMANITIES	ABBOTTABAD	66.80	60	12.100
	Abu Dhabi Municipality	46.11	9	10.833
	Ajman	55.83	12	8.820
	Ajman City	60.75	8	11.399
	Al Fujairah City	70.50	2	17.678
	ALI ABAD HUNZA	56.67	294	12.298
	ASTORE SUB-	48.41	193	9.613
	ATTOCK	53.20	54	14.423
	BAGH	73.00	1	.
	BAHAWALPUR	71.79	14	7.618
	BHIMBER	43.00	2	1.414
	Buraydah	63.00	1	.
	CHILAS SUB-	54.92	137	9.203
	CHUNIAN	47.50	2	16.263
	DAGHONI	47.93	85	10.097
	DAREL/TANGIR SUB-	48.31	72	8.917
	DINA	64.57	61	14.137
	Doha	57.83	53	13.773
	Dubai	52.93	14	9.547
	FATEH JANG	63.00	2	14.142
	Gahkuch	50.44	247	11.293
	GAMBA	48.05	142	11.483
	GHAZI	49.88	17	9.446
	GILGIT SUB-	55.99	1330	12.679
	GOJAL HUNZA	57.64	14	10.689
	GUJAR KHAN	71.60	15	7.405
	GUJRANWALA	76.35	48	12.354
	GUJRAT	73.00	3	4.583
	GUPIS	49.56	142	8.413
	HYDERABAD CITY	63.67	9	13.811
	ISHKOMAN	55.45	96	10.282
	ISLAMABAD	57.85	6707	13.842
	Jeddah	59.57	54	14.323
	JHELUM	70.31	84	13.919
KAHUTA	67.33	12	10.594	

Group	City	Mean Percentage Marks	Number of Students	Std. Deviation
	KALLAR KAHAR	36.50	4	2.646
	Kamra	61.22	27	16.204
	KARACHI	64.84	31	17.365
	Khamis Mushait	60.67	3	8.505
	KHAPLU SUB-	54.12	203	11.896
	KHARIAN	63.03	173	11.596
	KHARMANG SUB-	56.38	40	9.716
	Khobar	60.75	8	8.648
	KOHAT	48.38	24	9.011
	KORANGI	62.00	2	8.485
	KOTLI	66.84	25	10.738
	Kuwait City	59.80	25	12.646
	LAHORE	64.40	90	15.327
	MALIR	61.40	15	15.674
	Manama	54.08	52	10.390
	MARDAN	64.00	1	.
	Medina	62.31	13	12.678
	MIANWALI	61.56	43	11.857
	MIRPUR	68.43	7	6.852
	MULTAN CITY	65.81	107	14.726
	MURREE	51.33	9	13.134
	Muscat	41.17	6	5.419
	MUZAFFARABAD	58.00	2	19.799
	NAGAR	52.93	322	10.561
	NOWSHERA	47.40	5	17.459
	NULL	50.44	824	12.865
	OKARA	73.92	26	15.305
	PANO AQIL	71.00	1	.
	PESHAWAR	58.94	113	12.887
	QUETTA	61.96	54	13.686
	RAHIM YAR KHAN	50.00	2	8.485
	Ras Al Khaimah	49.00	6	5.477
	RAWALPINDI	60.39	1584	14.662
	Riyadh	59.18	17	15.038
	RONDU	56.74	141	10.950
	SARAI ALAMGIR	71.00	1	.
	SARGODHA	63.83	6	18.734
	SHHRIG	65.36	25	12.845
	Sharjah	59.03	32	12.858
	SHIGAR SUB-	52.35	204	12.143
	SIALKOT	64.84	32	15.517

Group	City	Mean Percentage Marks	Number of Students	Std. Deviation
	SIKANDAR ABAD NAGAR	55.27	49	7.889
	SKARDU SUB-	56.40	1541	12.622
	Sohar	45.00	1	.
	Ta'if	70.33	3	15.567
	TAXILA	68.27	49	16.522
	WAH CANTT	65.92	694	14.345
	YASIN	55.02	279	11.285
	Overall	57.43	16918	13.832
MEDICAL TECHNOLOGY	ISLAMABAD	57.06	208	13.284
	NOWSHERA	40.00	1	.
	NULL	45.00	1	.
	RAWALPINDI	53.21	24	7.701
	UPPER	61.00	1	.
	Overall	56.56	235	12.851
PRE-ENGINEERING	ABBOTTABAD	69.43	199	14.462
	Abu Dhabi Municipality	55.67	6	21.134
	Ajman	45.00	1	.
	Ajman City	57.83	6	15.184
	Al Fujairah City	55.75	4	12.738
	Al Jubayl	80.40	15	13.217
	ALI ABAD HUNZA	56.23	64	12.327
	ASTORE SUB-	50.66	38	12.321
	ATTOCK	67.62	405	16.231
	BAGH	60.47	17	17.812
	BAHAWALPUR	65.01	94	18.302
	BANNU	35.00	1	.
	BARNALA	57.50	2	13.435
	BHIMBER	64.56	9	12.012
	Buraydah	41.50	2	4.950
	CHILAS SUB-	57.20	5	9.230
	CHUNIAN	74.71	14	13.286
	D.I.KHAN	62.69	16	16.985
	DAGHONI	44.57	14	14.249
	DAHARKI	73.33	6	17.489
	DINA	71.46	61	13.485
	Doha	77.20	15	19.619
	DOULYAH JATTAN	87.50	2	13.435
	Dubai	55.25	8	16.884
	FATEH JANG	62.00	2	19.799
	Gahkuch	51.31	26	12.373
GAMBA	42.85	20	10.609	

Group	City	Mean Percentage Marks	Number of Students	Std. Deviation
	GHAZI	66.59	150	12.341
	GHOTKI	78.67	12	12.265
	GILGIT SUB-	55.66	440	15.424
	GUJRANWALA	77.26	96	18.107
	GUJRAT	55.86	7	14.565
	GUPIS	50.83	6	5.419
	Ha'il	90.50	2	6.364
	HAVELIAN	69.80	5	12.814
	HAZRO	71.38	45	19.986
	HYDERABAD	71.81	26	20.547
	HYDERABAD CITY	64.38	16	17.316
	ISHKOMAN	43.50	2	.707
	ISLAMABAD	61.33	4435	17.702
	JACOBABAD	75.33	3	15.631
	Jeddah	64.32	50	18.777
	JHANG	75.00	18	7.316
	JHELUM	71.05	192	17.168
	KAHUTA	67.13	122	15.142
	KALLAR KAHAR	74.31	35	17.972
	Kamra	74.50	200	16.613
	KARACHI	72.41	392	15.946
	KHANEWAL	87.55	11	9.812
	KHAPLU SUB-	51.68	34	13.522
	KHARIAN	63.31	180	17.143
	KHARMANG SUB-	48.00	2	12.728
	Khobar	57.76	29	17.303
	KHUSHAB	69.00	3	12.166
	KOHAT	63.16	55	14.294
	KORANGI	68.60	10	11.664
	KOTLI	66.91	11	12.112
	KOTRI	72.37	27	12.598
	Kuwait City	67.18	34	19.032
	LAHORE	67.31	322	15.166
	MAILSI	74.00	4	21.055
	MALIR	67.87	52	16.979
	Manama	54.18	11	14.824
	MARDAN	64.78	27	17.818
	Medina	66.40	5	13.539
	MIANWALI	68.67	321	15.433
	MIRPUR	61.25	4	10.905
	MULTAN CITY	63.56	126	17.342

Group	City	Mean Percentage Marks	Number of Students	Std. Deviation
	MULTAN SADDAR	85.38	13	9.088
	MURREE	73.10	158	15.962
	Muscat	73.00	5	14.353
	MUZAFFARABAD	68.37	19	17.923
	NAGAR	47.29	14	11.062
	NOWSHERA	67.83	82	16.621
	NULL	57.03	291	14.972
	OKARA	65.60	57	13.777
	ORMARA	73.33	24	10.853
	PALLANDARI	76.07	15	14.592
	PANO AQIL	68.54	24	15.706
	PESHAWAR	65.72	152	15.398
	QUETTA	62.61	159	16.699
	RAHIM YAR KHAN	68.41	29	16.313
	Ras Al Khaimah	61.40	5	15.915
	RAWALAKOT	60.52	27	16.402
	RAWALPINDI	68.90	4104	17.692
	Riyadh	55.72	36	16.216
	SARAI ALAMGIR	84.63	75	8.825
	SARGODHA	74.70	233	16.466
	SHHRIG	69.45	112	13.500
	Sharjah	49.82	11	15.211
	SHIGAR SUB-	45.67	6	11.431
	SHORKOT	79.36	81	13.589
	SIALKOT	67.65	79	16.324
	SIBI SUB-	41.00	1	.
	SKARDU SUB-	58.92	414	16.549
	Sohar	50.67	3	4.041
	SOHAWA	84.71	14	10.358
	SUI SUB-	35.00	2	.000
	SUKKUR	83.00	3	6.557
	Ta'if	76.00	2	1.414
	TALA GANG	50.00	1	.
	TANDO ALLAHYAR	48.85	13	12.075
	TAXILA	72.18	250	15.569
	Tongzhou	46.50	2	3.536
	TOPI	67.38	13	18.328
	UPPER	73.95	21	15.964
	UPPER KURRAM	57.83	6	17.657
	WAH CANTT	65.16	1723	18.016
	YASIN	53.08	25	11.972

Group	City	Mean Percentage Marks	Number of Students	Std. Deviation
	ZHOB SUB-	57.50	6	10.616
	ZIARAT SUB-	77.00	2	5.657
	Overall	65.57	16891	17.748
PRE-HOME ECONOMICS	ISLAMABAD	68.65	52	15.294
	Overall	68.65	52	15.294
PRE-MEDICAL	ABBOTTABAD	75.72	280	14.788
	Abu Dhabi Municipality	62.19	27	19.760
	Ajman	80.00	6	18.547
	Ajman City	67.77	30	16.437
	Al Ain City	59.40	10	16.814
	Al Fujairah City	68.86	7	19.845
	Al Jubayl	73.87	23	18.575
	ALI ABAD HUNZA	56.47	152	14.064
	ASTORE SUB-	48.05	98	13.402
	ATTOCK	73.28	451	17.864
	BAGH	75.82	51	14.067
	BAHAWALPUR	72.26	120	18.105
	BANNU	68.67	6	12.549
	BARNALA	81.14	7	16.139
	Benghazi	52.09	11	10.634
	BHIMBER	75.41	34	14.477
	Buraydah	71.35	20	16.086
	CHILAS SUB-	60.81	31	12.963
	CHUNIAN	85.42	48	11.442
	D.I.KHAN	77.76	29	14.202
	DAGHONI	40.46	28	9.175
	DAHARKI	66.00	3	16.093
	DINA	79.42	85	14.323
	Doha	78.84	70	13.958
	DOULYAH JATTAN	76.00	1	.
	Dubai	66.90	49	18.801
	FATEH JANG	65.50	6	16.429
	Gahkuch	43.82	194	9.185
	GAMBA	46.25	20	14.216
	GHAZI	70.53	128	13.102
	GHOTKI	79.50	12	15.489
	GILGIT SUB-	61.25	1257	18.051
	GOJAL HUNZA	47.37	19	9.805
	GUJAR KHAN	58.00	1	.
	GUJRANWALA	80.14	134	13.876
	GUJRAT	68.33	15	14.054
GUPIS	49.73	37	8.464	

Group	City	Mean Percentage Marks	Number of Students	Std. Deviation
	Ha'il	79.67	6	11.396
	HAJIRA	78.00	1	.
	HAVELIAN	75.20	5	6.140
	HAZRO	76.00	23	17.415
	HYDERABAD	70.08	52	17.680
	HYDERABAD CITY	71.55	38	12.082
	ISHKOMAN	49.04	51	10.170
	ISLAMABAD	69.67	5143	19.187
	JACOBABAD	67.25	4	22.911
	Jeddah	63.33	82	18.758
	JHANG	73.75	8	15.609
	JHELUM	81.09	232	12.996
	KAHUTA	82.02	64	11.929
	KALLAR KAHAR	77.66	38	15.456
	Kamra	78.68	201	16.112
	KARACHI	78.05	301	14.843
	Khamis Mushait	90.33	3	9.292
	KHANEWAL	82.42	12	7.329
	KHAPLU SUB-	49.30	92	12.450
	KHARIAN	74.84	177	16.999
	KHARMANG SUB-	46.90	10	9.279
	Khobar	68.00	33	16.538
	KHUSHAB	78.67	3	13.051
	KOHAT	71.18	114	17.388
	KOHLU	73.44	9	11.876
	KORANGI	69.00	12	16.141
	KOT CHUTTA	79.75	4	9.032
	KOTLI	80.20	15	14.264
	KOTRI	77.88	8	13.778
	Kuwait City	63.78	63	20.234
	LAHORE	76.91	329	16.102
	MAILSI	80.45	11	15.990
	MALIR	70.03	59	14.448
	Manama	64.45	67	15.942
	MARDAN	69.71	75	15.253
	Medina	72.27	11	19.474
	MIANWALI	78.08	402	15.972
	MIRPUR	62.67	3	2.517
	MULTAN CITY	68.73	94	16.916
	MULTAN SADDAR	87.21	61	10.376
	MURREE	77.96	78	17.021

Group	City	Mean Percentage Marks	Number of Students	Std. Deviation
	Muscat	72.40	25	17.100
	MUZAFFARABAD	80.37	16	11.331
	NAGAR	49.56	36	11.216
	NOWSHERA	79.21	90	14.184
	NULL	74.54	702	15.861
	OKARA	67.64	55	18.367
	ORMARA	95.00	1	.
	PALLANDARI	87.64	58	11.330
	PANO AQIL	65.10	20	15.461
	PESHAWAR	74.14	320	16.034
	QUETTA	69.40	321	17.240
	RAHIM YAR KHAN	67.93	42	17.856
	Ras Al Khaimah	59.57	14	17.046
	RAWALAKOT	69.19	43	20.557
	RAWALPINDI	77.57	4592	16.965
	Riyadh	65.29	103	19.340
	SARAI ALAMGIR	87.85	61	9.516
	SARGODHA	82.41	264	13.617
	SHHRIG	73.59	113	15.481
	Sharjah	73.48	42	12.947
	SHIGAR SUB-	48.02	40	12.901
	SHORKOT	85.08	49	9.334
	SIALKOT	73.15	104	16.374
	SIBI SUB-	75.43	7	27.458
	SIKANDAR ABAD NAGAR	45.08	12	11.421
	SKARDU SUB-	64.86	986	17.422
	Sohar	81.33	9	17.022
	SOHAWA	87.29	17	14.146
	SUKKUR	81.25	4	8.098
	Ta'if	60.77	13	21.993
	TALA GANG	42.00	1	.
	TANDO ALLAHYAR	63.43	7	10.922
	TAXILA	81.00	231	15.264
	Tehran	52.00	1	.
	Tongzhou	70.00	1	.
	TOPI	72.50	14	18.997
	Tripoli	48.79	14	12.324
	UPPER	76.86	36	12.412
	UPPER KURRAM	66.43	7	17.962
	WAH CANTT	73.49	1310	18.433

Group	City	Mean Percentage Marks	Number of Students	Std. Deviation
	YASIN	48.15	123	10.133
	ZHOB SUB-	70.89	19	16.414
	ZIARAT SUB-	72.11	18	9.779
	Overall	71.79	21458	18.625
SCIENCE GENERAL	ABBOTTABAD	66.82	122	11.990
	Abu Dhabi Municipality	52.62	13	7.263
	Ajman	61.33	6	12.660
	Ajman City	57.74	19	9.207
	Al Ain City	52.91	11	11.657
	Al Fujairah City	69.61	18	9.726
	Al Jubayl	61.00	7	18.965
	ALI ABAD HUNZA	52.87	83	12.408
	ASTORE SUB-	46.06	36	6.714
	ATTOCK	61.39	452	14.771
	BAGH	57.23	26	15.425
	BAHAWALPUR	59.37	62	13.478
	BARNALA	49.67	3	8.021
	Benghazi	53.50	4	3.109
	BHIMBER	55.46	13	13.131
	Buraydah	50.00	1	.
	CHILAS SUB-	47.00	1	.
	CHUNIAN	63.73	11	10.364
	D.I.KHAN	60.45	11	13.034
	DAGHONI	44.00	2	4.243
	DINA	69.11	79	14.498
	Doha	65.41	39	13.208
	DOULYAH JATTAN	58.50	2	2.121
	Dubai	55.23	26	12.077
	FATEH JANG	76.00	2	8.485
	Gahkuch	49.92	37	6.116
	GAMBA	49.04	28	8.871
	GHAZI	64.27	96	11.526
	GHOTKI	79.00	5	10.654
	GILGIT SUB-	52.39	469	12.205
	GUJAR KHAN	55.37	16	8.921
	GUJRANWALA	65.95	108	14.643
	GUJRAT	54.87	15	9.672
	GUPIS	48.00	1	.
	Ha'il	65.67	3	21.502
	HAJIRA	66.83	6	16.497
HAVELIAN	49.29	7	16.740	

Group	City	Mean Percentage Marks	Number of Students	Std. Deviation
	HAZRO	63.67	43	13.453
	HYDERABAD	63.86	21	17.951
	HYDERABAD CITY	61.62	24	13.971
	ISHKOMAN	47.73	11	3.495
	ISLAMABAD	56.35	6585	14.433
	JACOBABAD	66.75	8	11.573
	Jeddah	55.82	49	11.720
	JHANG	68.25	4	9.179
	JHELUM	61.37	178	14.197
	KAHUTA	60.73	82	11.475
	KALLAR KAHAR	67.78	36	14.984
	Kamra	61.37	274	15.701
	KARACHI	62.97	150	13.233
	KHANEWAL	81.25	4	7.274
	KHAPLU SUB-	54.51	49	11.876
	KHARIAN	62.62	178	15.331
	Khobar	51.64	14	9.605
	KHUSHAB	67.82	17	15.380
	KOHAT	58.80	46	13.912
	KOHLU	51.00	1	.
	KORANGI	55.45	20	11.637
	KOT CHUTTA	75.00	1	.
	KOTLI	65.25	8	12.601
	KOTRI	64.00	14	13.514
	Kuwait City	57.63	60	11.624
	LAHORE	64.80	255	14.288
	MAILSI	76.36	11	12.596
	MALIR	61.02	41	13.734
	Manama	60.29	62	13.179
	MARDAN	53.00	1	.
	Medina	61.33	3	5.508
	MIANWALI	58.93	126	12.265
	MIRPUR	55.90	10	12.871
	MULTAN CITY	63.21	112	15.328
	MULTAN SADDAR	81.80	5	5.310
	MURREE	64.89	151	15.949
	Muscat	59.31	36	14.526
	MUZAFFARABAD	87.00	1	.
	NAGAR	48.61	28	6.893
	NOWSHERA	64.05	57	12.786
	NULL	47.01	241	7.131

Group	City	Mean Percentage Marks	Number of Students	Std. Deviation
	OKARA	65.49	71	15.014
	ORMARA	63.59	22	10.032
	PANO AQIL	60.85	27	11.993
	PESHAWAR	59.44	134	15.124
	QUETTA	57.83	120	12.907
	RAHIM YAR KHAN	67.80	5	15.897
	Ras Al Khaimah	54.64	14	12.068
	RAWALAKOT	56.33	46	16.275
	RAWALPINDI	61.14	4731	15.179
	Riyadh	57.21	43	13.742
	SARAI ALAMGIR	80.44	45	10.874
	SARGODHA	66.10	153	12.913
	SHAHRIQ	62.96	28	10.720
	Sharjah	65.33	21	16.665
	SHIGAR SUB-	51.00	9	14.663
	SHORKOT	68.93	28	13.101
	SIALKOT	64.75	51	14.205
	SKARDU SUB-	53.39	510	12.500
	Sohar	58.15	13	16.334
	SUKKUR	77.60	5	8.019
	Ta'if	59.17	12	9.953
	TALA GANG	62.50	2	21.920
	TAXILA	64.71	127	13.755
	Tongzhou	67.50	2	19.092
	TOPI	58.10	10	10.005
	Tripoli	48.71	7	14.151
	UPPER	75.67	6	7.685
	UPPER KURRAM	60.00	1	.
	WAH CANTT	58.18	1922	15.123
	YASIN	52.10	21	7.873
	ZIARAT SUB-	75.67	6	9.158
	Overall	58.73	19071	14.836

In city wise analysis candidates from Islamabad appeared in higher strength in all groups than other cities so mean marks percentage is greater in Islamabad because greater number of candidates appeared in the examination.

4.2.1.8. Institution Wise Students Mean Percentage Marks

Institute	Mean Percentage Marks	Number of Students	Std. Deviation
Sir Syed College Campus-II, Quaid Avenue, Wah Cantt	50.01	209	11.859
502 Model College, Lalazar, Rawalpindi Cantt.	71.81	91	17.501
Abdul Razzaq Fazaia College, Mianwali	78.33	277	15.642
Air Base Inter College, Mushaf, Sargodha Cantt.	81.32	255	13.003
Al Mustafa Public School and College, Mustafa Bagh, MajiniMuhallah, Gilgit (Gilgit-Baltistan)	52.09	164	15.691
Al-Almas International School, P.O.Box No. 8381, Al-Matar, Hail, Saudi Arabia	79.25	8	17.384
Al-Amaal English High School, P. O Box; 4462, Sharjah, U.A.E	47.33	15	7.148
Al-Aqeeq International School, Abe Baker Al Siddeaq Road, Al-Madina Al-Munawara,(Saudi Arabia)	71.00	8	15.306
Al-Asr Public School and College, Shaheed Millat Road, Gilgit (Gilgit Baltistan)	53.23	78	14.252
Al-Aziz Leaders College of Modern Science, Taxila Cantt	60.27	11	13.054
Al-Farabi Islamic School and Degree College, Lane NO.7, Main Park Road, Chatta Bakhtawar, Islamabad	46.00	16	7.874
Al-Hijrah Residential School and College, M.A Jinnah Campus, Quetta Road, Ziarat.	73.28	25	9.494
Al-Huda Montessori School & College, Gudwal Road, Wah Cantt	73.00	11	14.704
Al-Hujjat Public School and College, Airport Road, Shagari Kalan, Skardu (Gilgit-Baltistan)	51.33	9	13.058
Al-Mizan College, Al-Mizan Complex, Gillani Avenue, Motorway Chowk, JhangiSyedan, Islamabad	47.50	18	8.082
Al-Suffah College, Ali Town, PAF Road Mianwali.	62.56	108	14.316
Al-Wadood Institute of Professional Studies, Main Murree Road, Bhara Kahu (F.A), Islamabad	45.90	87	8.613
Al-Zahra Model School & College Skardu. Haider Chowk Aliabad Skardu. (Gilgit-Baltistan)	61.65	31	16.247
AlBadar Science College, Hayal-Chakri Road Link, Off Chakri Road, Near Peer Mehr Ali Shah Town, Rawalpindi	73.75	8	11.247
Ali Trust College, Lehrar Road, Khanna (F.A), Islamabad	86.91	32	10.581
Allama Iqbal Model School & College, Tarlai Kalan (F.A), Islamabad	54.42	78	13.484
AM Anglo Montessori, High School & College, 286/5 Peshawar Road, Rawalpindi Cantt.	48.07	43	11.650
Ambitious College of Advance Studies, Fazal Town, Phase-1, Main Airport Road, Rawalpindi.	56.48	31	14.299
American Grammar School & College, Khan Tower , 17 Mile, Main Murree Road, Bhara Kahu, Islamabad	46.46	13	6.146
Anam Degree College, St. 1, Rawal Town, Near DhokeSyedan Road, Rawalpindi Cantt	70.29	65	14.010
Anwar-e-Madina Model College, Village Narali Jabbar, Teh. Gujar Khan, District Rawalpindi	63.90	30	11.106
Apex Anglo Oriental School & College, (AAOSG), Near M.P. Chowk Sonikote, Gilgit (Gilgit-Baltistan)	50.04	27	10.177
Army Burn Hall College for Boys, Abbottabad Cantt	70.12	180	12.399

Institute	Mean Percentage Marks	Number of Students	Std. Deviation
Army Burn Hall College for Girls, Abbottabad Cantt	77.64	122	13.819
Army Public College, 158-Iqbal Shaheed Road, Saddar, Karachi Cantt.	67.86	169	16.475
Army Public College, ASC Center, Nowshera Cantt.	70.49	35	17.428
Army Public College, Bukhar Island, Sukkur	80.64	11	7.567
Army Public College, Chinar Campus, Murree	67.26	145	14.917
Army Public School & College, EME College Campus, Peshawar Road, Rawalpindi	76.46	139	13.923
Army Public School (Zamzama), 66 The Mall, Nowshera Cantt.	68.23	47	17.666
Army Public School & College (FF Centre), Murree Chowk, Mansehra Road, Abbottabad	74.91	111	12.873
Army Public School & College (Girls), Attock	79.06	124	12.533
Army Public School & College for Girls, (Azam Garrison) 52-Tufail Road, Lahore Cantt.	80.54	131	13.282
Army Public School & College Mangla Cantt.	72.19	48	16.926
Army Public School & College Systems, Zhob Cantt	66.94	18	18.431
Army Public School & College, (FWO) Gracy Lines, Rawal Road, Chaklala, Rawalpindi Cantt.	78.34	82	11.610
Army Public School & College, Attock Cantt.	77.08	119	15.561
Army Public School & College, Dhamial, Rawalpindi Cantt.	60.39	205	14.498
Army Public School & College, Faisal, Block-B, SMCHS, Karachi	58.80	30	18.310
Army Public School & College, G.T. Road, Rawat (F.A.), Islamabad	60.12	130	17.486
Army Public School & College, Istaqlal, Kallar Kahar	83.86	14	13.167
Army Public School & College, Jarrar Camp, Rawalpindi	62.68	28	14.964
Army Public School & College, Kharian Cantt.	61.03	37	11.654
Army Public School & College, Mailsi Cantt.	78.28	25	15.049
Army Public School & College, Near Transit Camp, Astore, Gilgit Baltistan	46.55	22	11.442
Army Public School & College, Okara Cantt	62.48	103	16.570
Army Public School & College, Pak Garrison Petaro, District Jamshoro	71.56	16	17.447
ARMY PUBLIC SCHOOL & COLLEGE, POST OFFICE AND TEHSIL BARNALA, DISTRICT BHIMBER, AJK	69.33	12	19.745
Army Public School & College, Pothwar Complex (Girls) AlipurFarash, Islamabad	70.73	75	15.738
Army Public School & College, Quaid Camp, Choti, D.G. Khan.	78.80	5	8.106
Army Public School & College, Sarai Alamgir	83.80	51	11.195
Army Public School & College, Sector-B, Orchard Area, DHAI, Phase-1, Islamabad.	77.84	51	12.648
Army Public School & College, Sibbi Cantt.	71.12	8	28.185
Army Public School & Girls College, 56-A, The Mall, Peshawar Cantt	77.75	93	16.762
Army Public School and College , (The Humanities School), Chowk bahadur pur, Rahim Yar Khan Cantt.	70.43	14	15.678
Army Public School and College (Girls), 208 Humayun Road, Rawalpindi Cantt.	87.23	371	12.174

Institute	Mean Percentage Marks	Number of Students	Std. Deviation
Army Public School and College (IQRA), Nawazish Road, Risalpur Cantt	77.68	31	11.909
Army Public School and College for Boys, Chaman Zar-e-Askari Road, Multan Cantt.	75.59	69	13.024
Army Public School and College For Boys, Ordnance Road, Rawalpindi Cantt.	71.58	313	15.989
Army Public School and College for Boys, Westridge III, Range Road, Rawalpindi Cantt.	75.68	216	14.110
Army Public School and College for Girls, Near Chaman Zar-e-Askari Road, Multan Cantt.	86.57	79	9.949
Army Public School and College for Girls, Range Road Westridge-III, Rawalpindi Cantt.	83.12	205	13.368
Army Public School and College, 39 Zafar Ali Road, Sialkot Cantt	66.92	173	15.977
Army Public School and College, Abdul Hakim Cantt.	73.60	5	16.072
Army Public School and College, AK Center, Mansar Camp, Distt: Attock.	63.96	83	12.861
Army Public School and College, Askari-XIV, Defence Road, Rawalpindi	71.11	175	15.114
Army Public School and College, Bagh (Azad Jammu Kashmir).	70.34	68	16.869
Army Public School and College, Bannu Cantt.	56.50	2	10.607
Army Public School and College, Bhimber (AJK)	68.37	54	15.888
Army Public School and College, c/o COD Khanewal, Near WattowalJhal, Khanewal	85.74	23	6.312
Army Public School and College, Chunian Cantt.	80.41	68	13.902
Army Public School and College, Dera Ismail Khan	70.58	36	16.564
Army Public School and College, Gujranwala Cantt	84.42	130	11.430
Army Public School and College, Hayat Shaheed, Gilgit	48.92	53	14.610
Army Public School and College, Hyderabad Cantt.	73.06	63	18.856
Army Public School and College, Jalal Pur Jattan Cantt Teh. & Distt. Gujrat.	60.92	37	13.590
Army Public School and College, Jhelum Cantt.	72.76	386	17.417
Army Public School and College, Jutial, Gilgit	63.09	128	15.804
Army Public School and College, Kohat Cantt.	64.17	52	17.975
Army Public School and College, Malir Cantt, Karachi	69.10	299	14.611
Army Public School and College, Muzaffarabad (AJK)	77.68	28	14.071
Army Public School and College, Noor Mahal Campus(NMC), Bahawalpur Cantt.	66.87	171	18.588
Army Public School And College, PMA Kakul, Abbottabad Cantt	73.84	50	14.102
Army Public School and College, Rawalakot (AJK)	63.22	18	18.892
Army Public School and College, Sargodha Cantt.	72.78	147	16.455
Army Public School and College, Satellite Town, Rahim Yar Khan	67.96	53	17.643
Army Public School and College, Sindh Regimental Center, Autobahn Road, Hyderabad	62.47	36	16.163
Army Public School and College, Skardu	52.46	87	13.464
Army Public School and Degree College for Boys, Peshawar Cantt	61.29	96	15.367

Institute	Mean Percentage Marks	Number of Students	Std. Deviation
Army Public School and Intermediate College, Pano Aqil Cantt.	64.50	70	14.383
Army Public School, Fort Road, Rawalpindi Cantt.	85.18	338	12.843
Army Public Schools & Colleges System, Parachinar Campus, Parachinar Cantonment, Tehsil Upper Kurram, Kurram District, KPK	62.90	10	20.295
Askaria College (Girls Wing), 117 Market Road, Rawalpindi	71.45	428	15.304
Askaria College, 140-Saifullah Lodhi Road, Rawalpindi Cantt	62.47	390	15.132
Askaria College, A-30, Lala Rukh, The Mall, Wah Cantt.	54.00	113	15.325
Aslam Foundation Model College, 70 Main Harley Street, Rawalpindi Cantt.	61.97	127	17.132
ASPIRE GROUP OF COLLEGES, MAIN DHAMIAL ROAD, RAWALPINDI	54.80	372	14.271
ASTRON COLLEGE OF SCIENCE AND COMMERCE, SATELLITE TOWN, RAWALPINDI	73.27	192	18.465
Azadi Army Public School and College, Sargodha Cantt	67.62	26	11.720
Aziz Bhatti Shaheed Army Public School and College, PRC, Mardan Cantt.	67.83	92	16.015
Bab ul Elm Model College, Garden Town, New Shakrial (FA), Islamabad	71.00	3	8.544
Bahria College Anchorage, Naval Anchorage Road, Islamabad.	72.60	209	13.565
Bahria College Karsaz, NORE-IV, Habib Rahamatullah Road, Karsaz, Karachi	80.62	151	14.607
Bahria College Zafar Campus, St. 34, E-8, Naval Complex, Islamabad	61.32	69	13.204
Bahria College, Naval Complex, E-8, Islamabad	76.09	280	15.047
Bahria College, NORE-I, MT Khan Road, Karachi	76.72	96	13.016
Bahria Foundation college Attock, Takbeer Colony Stop Kamra Road, Attock	70.46	24	10.903
Base College, Opp. CB Ground Near Barrier 03, Munirabad, G.T Road Wah Cantt	63.09	529	16.540
BEGUM VIQAR-UN-NISA NOON GOVT GIRLS MODEL HIGHER SECONDARY SCHOOL, MAIN CITY KASHROTE, GILGIT (GILGIT-BALTISTAN)	62.53	70	14.956
Blue Star College, Chamanabad Misrial Road, Rawalpindi	63.80	65	14.388
Bright Future International School, Central Market Road, Abu Hamour, Doha, Qatar	76.93	29	15.441
Bright Future Public School and College, Jutial, Gilgit (Gilgit-Baltistan)	52.99	83	15.365
Cadet College Humak, Kahuta Road (F.A), Islamabad	56.41	32	9.834
Cadet College Jhang, 21- KM Main Jhang - Toba Highway, 5 Km from M-4 Motorway Toba Interchange, Jhang	73.77	30	10.200
Cadet College Ormara, Jinnah Naval Base Ormara, Makran Division, Balochistan	69.23	47	11.970
Cadet College Petaro, Distt. Jamshoro, Sindh	70.22	32	11.714
Cadet College Spinkai, South Waziristan Agency	79.57	51	8.987
Cadet College Wana, South Waziristan Agency	81.51	41	11.468

Institute	Mean Percentage Marks	Number of Students	Std. Deviation
Cadet College, Skardu, (Gilgit-Baltistan)	81.68	84	15.792
Cantt College for Girls, 1-A/1, Officers Colony, Gadwal More, The Mall, Wah Cantt.	58.73	67	13.527
Cantt Public Boys School & College, Lala Rukh, Wah Cantt.	67.87	31	12.124
Cantt Public Degree College for Boys, MRF Colony, PAC, Kamra.	63.08	12	9.491
Cantt Public Girls School & College, Museum Road, Taxila	68.59	37	14.586
Cantt Public Girls School & College, Opposite Lady Garden Park, Near Regional Tax Office, Abbottabad.	62.77	13	14.510
Cantt Public Girls School and College, Chenab Gate, Near MP Check Post, Gujranwala Cantt	69.40	15	12.944
Cantt Public High School & Boys College, Wahdat Colony, Taxila Cantt.	52.08	12	6.960
Cantt Public PG College for Women Malir, Main Aziz Bhatti Shaheed Road, Near C.S.D Malir Cantt, Karachi-9.	60.00	36	13.682
Cantt Public School and Girls College, Tufail Road, Jhelum Cantt.	64.71	17	12.004
Cantt. Public Girls School & College, Nawababad Campus Capt Nasir Shaheed Road, Near Nawababad, Wah Cantt.	68.22	27	12.217
Capital College, Darbar Chowk, Village. Meharabadi, Kashmir Highway, Sector G-12, Islamabad.	49.95	20	11.945
Capt Raja Muhammad Babar Khan Govt. Boys Higher Secondary School, Amphary, Gilgit (Gilgit-Baltistan)	63.69	29	9.103
Career Guidance Public School and College, Airport Road, Giayul, Skardu.	61.54	39	14.574
CASE GROUP OF SCHOOL AND COLLEGES, CASE College Feroz Plaza, Range Road, Rawalpindi	45.06	36	10.094
CB Degree College for Women, Zarrar Shaheed Road Lahore Cantt	73.63	19	14.724
CB Public Girls High School & College, Muhammad Bin Qasim Road, Model town A, Bahawalpur.	68.27	15	15.163
CB Public Girls School & College, Officer Colony, Wah Cantt.	80.19	58	10.665
CB Public High School & College Sabzazar, Chaklala Cantt, Rawalpindi.	60.74	172	13.144
CB Public High School & College, Ghani Bokhari Road, Multan Cantt.	71.74	19	11.976
CB Public High School & College, Street No. 1, I-J Colony, Kharian Cantt. Distt Gujrat.	63.13	8	14.875
CB Public School & College for Girls, Jinnah Town Phase III, Quetta Cantt.	65.75	4	14.997
Chanab School & College, 34-Nazim-Ud-Din Road F-8/4, Islamabad	50.12	126	12.623
Citi College, Defence Colony, Chaklala, Rawalpindi	49.75	8	9.130
Civil College of Commerce and Management, Dhamial Road, Rawalpindi Cantt	52.80	130	13.301
College of Commerce Sultana Foundation, Frash Town, Islamabad.	53.10	134	13.834

Institute	Mean Percentage Marks	Number of Students	Std. Deviation
College of Medical Lab Technology, AFIP, Rawalpindi Cantt	53.95	21	7.606
College of Medical Lab. Tech., NIH, (F.A), Islamabad.	55.65	55	11.104
College of Medical Technology, PIMS, G-8/3, Islamabad.	60.76	121	13.616
Commodore`s Learning Foundation, House No.1, Lane No.9, Chatha Bakhtawar, Main Park Road, Islamabad.	56.50	8	8.586
CONCEPTS COLLEGE OF SCIENCES SWAN CAMPUS (GIRLS), 164-MAIN G.T. ROAD, TOYOTA RAWAL MOTORS, SWAN CAMP, RAWALPINDI	73.11	19	13.852
Concepts College of Sciences, 16 & 44-C Lane #5, Harley Street, Rawalpindi Cantt.	63.05	229	17.272
Concordia College, DHA Campus, Opp. DHA Phase-II, Gate 1, Islamabad	61.51	475	15.465
Cosmopolitan Grammar School & College, Tik Tower, Plot 99, Block-B, Sector O-9, National Police Foundation, Islamabad.	56.67	46	12.848
Dar-E-Syedatain Public School and College (for Orphan) Mehdiabad, Skardu, (Gilgit-Baltistan)	63.75	16	14.735
Darul Hijrah International School, P. O Box; 3470, Madina Munawara, Bet Al-Qurban & Al-Awali, Saudi Arabia	68.43	14	16.892
Dewa Institute of Special & Inclusive Education, G-9/3, Islamabad	61.75	4	9.878
DHAI Army Public School, Sector F, DHA Phase No. 2, Islamabad	72.15	94	16.164
Dr. A.Q. Khan College of Science & Information Technology, 96, Lane No. 2, Harley Street, Rawalpindi	53.58	103	13.439
Dr. A.Q. Khan College of Science and Technology, Bahria Town Phase-8, Islamabad	71.36	76	13.565
Dr. A.Q. Khan College of Science and Technology, Safari Villas, High Court Road, Islamabad	76.86	42	15.271
Dr. A.Q.Khan School System & College Ibraheem Campus, Korang Town Near PWD Housing Society, Islamabad	73.79	42	16.142
Emalah Foundation School & College, PIA Colony, Misrial Road, Rawalpindi	83.39	141	12.277
Excellence College of Commerce & Sciences, Model Town, Humak, Islamabad	52.40	15	12.569
F. G. College for Women, Kashmir Road, Rawalpindi Cantt.	71.81	657	14.634
F. G. Degree College for Boys, Sher Shah Road, Multan Cantt.	54.14	111	15.627
F. G. Degree College for Men, Kharian Cantt.	54.24	212	14.416
F. G. Degree College for Men, Wah Cantt.	75.31	379	14.754
F. G. Degree College for Women, Abid Majeed Road, Rawalpindi	72.41	409	12.643
F. G. Degree College for Women, Kharian Cantt.	68.44	241	12.792
F. G. Degree College for Women, Kohat Cantt.	48.06	48	9.973
F. G. Degree College for Women, Multan Cantt.	67.18	198	14.119
F. G. Degree College for Women, Peshawar Cantt.	59.31	178	15.019
F. G. Degree College, Attock Cantt.	66.34	166	17.173
F. G. Degree College, Aziz Bhatti Road, Lahore Cantt.	66.29	149	14.545

Institute	Mean Percentage Marks	Number of Students	Std. Deviation
F. G. Degree College, Gujranwala Cantt.	67.58	153	16.347
F. G. Degree College, Okara Cantt.	73.97	86	11.593
F. G. Degree College, PAC, Kamra Cantt.	77.22	81	10.604
F. G. Degree College, Quetta Cantt.	60.29	130	14.435
F. G. Girls Degree College, Madrissa Road, Quetta Cantt.	61.90	131	16.368
F. G. Girls Higher Secondary School, COD Kala, Jhelum	69.46	71	11.568
F. G. Girls Inter College, Askari School Road, Karachi Cantt.	67.38	64	12.834
F. G. Girls Inter College, Narian Road, Abbottabad.	64.17	99	15.252
F. G. Inter College, Bilal Colony, Noor Mahal Road, Bahawalpur Cantt.	64.95	84	16.174
F. G. Inter College, Dawoud Pota Road, Karachi Cantt.	63.20	105	17.090
F. G. Inter College, Jhelum Cantt.	70.69	114	14.778
F. G. Inter College, Kotli (AJK)	72.07	41	13.157
F. G. Inter College, Mangla Cantt.	72.28	213	14.714
F. G. Inter College, Zafar Ali Road, Sialkot Cantt	73.17	77	13.975
F. G. Liaqat Ali Degree College for Boys, Peshawar Road, Rawalpindi.	70.86	253	13.549
F. G. Post Graduate College for Women, Wah Cantt.	78.41	588	13.526
F. G. Quaid-e-Azam College, Chaklala, Scheme-III, Rawalpindi Cantt.	66.51	230	15.743
F. G. Sir Syed College , The Mall, Rawalpindi.	77.08	586	16.386
F.G. College of Home Economics and Management Science, F-7/2, Islamabad	69.11	45	15.625
F.G. Degree College for Men, Sihala (F.A), Islamabad	46.86	190	11.575
F.G. Degree College, Hyderabad Cantt.	67.45	74	14.311
F.G. Fazaia Higher Secondary School (2nd Shift), PAF Base, Sakesar (Khushab)	70.53	19	14.085
F.G. Science Degree College for Men, Wah Cantt.	64.52	168	13.769
Fatima Jinnah Degree College for Women, The Mall, Wah Cantt.	59.50	8	11.199
Fatima Jinnah Govt Degree College for Women, Gilgit (Gilgit-Baltistan)	58.42	734	12.895
Fatima Jinnah Women College, Main Airport Road, 411, Rgiayoul, Skardu (Gilgit-Baltistan)	62.40	81	14.484
Fatima Public School and College, Madina Town, Jabba Khanna Dak , Islamabad	66.00	14	7.411
Fauji Foundation College for Boys, New Lalazar, Rawalpindi Cantt.	71.71	367	16.554
Fauji Foundation College for Girls, New Lalazar, Rawalpindi Cantt.	81.05	499	11.716
Fauji Foundation College, Near Takbeer Colony, Kamra Road, Attock	75.62	79	13.311
Fauji Foundation Higher Secondary School, Bedian Road, Lahore Cantt.	58.13	38	14.207
Fauji Foundation Higher Secondary School, Rawalakot (AJK)	59.88	72	17.443
Fauji Foundation Model School & College, Old G.T Road, Near Railway Station, Jhelum Cantt.	75.47	36	18.325

Institute	Mean Percentage Marks	Number of Students	Std. Deviation
Fazaia College of Education for Women, Sarwar Road, Lahore Cantt.	65.02	53	15.789
Fazaia Degree College, 30 Rafique Road, Peshawar Cantt	65.91	112	15.274
Fazaia Degree College, Aircraft Rebuild Factory (ARF) Kamra.	68.46	259	17.345
Fazaia Degree College, Faisal, Karachi Cantt.	74.79	184	14.115
Fazaia Degree College, MRF Kamra, Attock	70.08	259	16.325
Fazaia Degree College, Rafiqui, Shorkot Cantt.	79.06	150	13.636
Fazaia Degree College, Risalpur Cantt.	72.20	88	15.997
Fazaia Education System School, E-9, PAF Complex, Islamabad	71.99	100	14.787
Fazaia Inter College, E-9, Islamabad	73.43	235	15.845
Fazaia Inter College, Jinnah Camp, Chaklala, Rawalpindi	80.34	158	13.036
Fazaia Inter College, Kallar Kahar, Distt. Chakwal	71.11	87	16.552
Fazaia Inter College, Lower Topa, Murree	52.90	51	12.934
Fazaia Inter College, Malir Cantt, Karachi-9	71.06	83	15.647
Fazaia Inter College, Minhas (Kamra)	82.22	176	12.989
Fazaia Inter College, PAF Base Kohat Cantt	71.27	88	15.053
Fazaia Inter College, Samungli, Quetta	60.49	59	17.683
Fazaia Inter College, Shaheen Camp, Peshawar Cantt	73.80	74	15.840
Fazaia Intermediate College, Munir Road, Lahore Cantt	66.49	235	16.252
Fazaia Intermediate College, Chaklala Rawalpindi Cantt	74.57	264	15.519
Fazaia Intermediate College, PAF Base Shahbaz, Jacobabad, Sindh	68.60	15	15.051
Fazaia Intermediate College, PAF Base, Korangi Creek, Karachi	63.62	34	15.554
Fazaia Intermediate College, PAF Camp Badaber, Peshawar	53.33	12	11.420
Fazaia Model Inter College, Mushaf, Sargodha Cantt	67.31	54	15.407
Federal Abdali College , Misrial Road, Chaman Abad, Rawalpindi Cantt	57.97	72	13.816
Federal College of Science & Commerce, Mirza Road, Attock Cantt	59.61	204	15.350
Federal Kintaar College for Boys, Harley Street, Rawalpindi	46.64	11	8.629
Federal Kintaar College for Girls, H.No. 932-A, Awan Street, Back Zeeshan Masjid, DhokeChaudhrian,Rawalpindi.	50.70	20	10.771
Federal Science & Commerce College, Bostan Road, Chaklala Scheme III, Rawalpindi Cantt	46.72	96	11.598
FFC Grammar School & College, Fauji Fertilizer Company Township, Mirpur Mathelo Ghotki (SINDH)	79.50	24	13.410
FIES Group of Schools and Colleges, near Athal Chowk, Main Murree Road, Bhara Kahu(FA), Islamabad.	47.93	44	12.212
FINCOM COLLEGE, MAIN DHAMIAL ROAD, NEAR DHAMIAL HOUSE, RAWALPINDI	55.26	121	9.958
Frontier Corps College Sui (FCCS), Sui Cantt (Balochistan)	35.00	2	.000
Gandhara Public School & College, Sir Syed Road Gadwal, Wah Cantt	60.08	12	9.681

Institute	Mean Percentage Marks	Number of Students	Std. Deviation
Garrison Academy, Gujranwala Cantt.	79.41	58	13.517
Garrison Academy, Kharian Cantt.	79.16	154	11.726
Garrison Academy, Musa Road, Quetta Cantt	74.93	122	16.539
Garrison Academy, Senior Campus for Boys, Quetta Cantt	65.67	110	17.468
Garrison College for Boys, 52-A Sarfraz Rafique Road, Lahore Cantt.	69.96	172	13.985
Garrison Post Graduate College for Women, 52 Tufail Road, Lahore Cantt.	76.29	91	13.987
Ghazali College, Bhara Kahu , (F.A.), Islamabad.	58.60	30	12.926
GIK College, Ghulam Ishaq Khan Institute of Engg. Science & Tech., Topi Distt. Swabi	66.18	28	17.127
Global College of Sciences, 115 Range Road, Sabzazar, Rawalpindi Cantt.	55.65	373	14.131
Global College System, Harley Street, Rawalpindi Cantt.	70.35	383	14.921
Global System of Integrated Studies (GSIS), H-8/1, Islamabad	52.29	78	14.041
Glorious College, Girja Road, DhokeSyedan, Rawalpindi Cantt	59.93	59	14.115
GLORIOUS SCHOOL & COLLEGE SYSTEM, MAIN STREET JANJUA TOWN, ADYALA ROAD, RAWALPINDI	61.94	35	14.937
GM Institute of International Studies, UASC Building, Fujairah, UAE.	70.86	14	10.946
Govt Higher Secondary School, Thowar Tehsil Roundu, Distt Skardu (Gilgit-Baltistan)	55.38	98	9.640
Govt Boys Degree College Aliabad, Distt. Hunza (Gilgit-Baltistan)	53.50	118	11.732
Govt Boys Degree College Chilas, Distt. Diamer (Gilgit-Baltistan)	56.49	138	9.476
Govt Boys Degree College Danyore, Gilgit-Baltistan.	56.15	207	12.049
Govt Boys Degree College Skardu (Gilgit-Baltistan)	55.27	931	12.683
GOVT BOYS HIGHER SECONDARY SCHOOL NOMAL, TEHSIL & DISTRICT GILGIT (GILGIT-BALTISTAN)	48.78	18	7.527
GOVT BOYS HIGHER SECONDARY SCHOOL SKARDU, NEAR DHQ HOSPITAL, SKARDU (GILGIT-BALTISTAN)	53.69	16	10.058
GOVT BOYS HIGHER SECONDARY SCHOOL, GUMMARI, TESHIL & DISTRICT DAREL (GILGIT-BALTISTAN)	49.97	40	8.845
Govt Boys Inter College Astore, Village Eidgah, Tehsil & Distt Astore, (Gilgit-Baltistan)	50.17	89	11.483
Govt Boys Inter College Chatorkhand, Tehsil Ishkoman Distt Ghizer (Gilgit-Baltistan)	53.29	133	10.171
Govt Boys Inter College Gahkuch, Hatoon, Ghizar, Gilgit-Baltistan	47.54	218	10.386
Govt Boys Inter College Gupis Distt. Ghizar (Gilgit-Baltistan)	50.03	148	8.113
Govt Boys Inter College Jagir Basin Tehsil & Distt Gilgit (Gilgit-Baltistan)	52.08	134	8.972
Govt Boys Inter College Shigar (Gilgit-Baltistan)	52.67	46	10.552

Institute	Mean Percentage Marks	Number of Students	Std. Deviation
Govt Boys Inter College, Post Office & Village Jaglot, Tehsil Tangir Distt. Diamer (Gilgit-Baltistan)	45.84	19	9.685
Govt College for Women Skardu, Jamia Masjid Road, Skardu (Gilgit-Baltistan)	56.56	712	12.438
Govt Girls Degree College Karimabad, Tehsil & Distt Hunza, (Gilgit- Baltistan)	57.09	193	11.501
Govt Girls Higher Secondary School Daghoni, P.O. & Tehsil Daghoni, Distt Ghanche (Gilgit- Baltistan)	49.89	37	11.657
Govt Girls Higher Secondary School Ghulmat, Distt Nagar, (Gilgit- Baltistan)	55.55	77	12.861
Govt Girls Higher Secondary School Khaplu, Askari Gone Khaplu, Distt Ghanche, (Gilgit-Baltistan)	56.64	112	13.029
Govt Girls Higher Secondary School Village Keris Tehsil Daghoni Distt Ghanche (Gilgit- Baltistan)	45.50	32	9.242
Govt Girls Higher Secondary School, Bunji, Tehsil & Distt Astore, (Gilgit- Baltistan)	44.56	16	11.558
GOVT GIRLS HIGHER SECONDARY SCHOOL, GULMIT GOJAL, DISTT. HUNZA (GILGIT-BALTISTAN)	51.78	32	11.449
Govt Girls Higher Secondary School, Nagar Proper, Distt Nagar, Gilgit- Baltistan	50.71	28	8.348
Govt Girls Higher Secondary School, No.1, Gilgit	48.46	39	12.193
Govt Girls Higher Secondary School, Quaidabad, Kushmarah, Skardu (Gilgit-Baltistan)	59.20	206	12.934
Govt Girls Higher Secondary School, Shigar, Markunja, Distt. Shigar (Gilgit-Baltistan)	54.14	123	12.610
Govt Girls Inter College, Gahkuch, Ghizar, (Gilgit-Baltistan)	48.35	234	11.560
Govt Girls Model Higher Secondary School, Eidgah, Tehsil & Distt Astore, (Gilgit-Baltistan)	49.17	63	11.432
GOVT HIGHER SECONDARY SCHOOL ALCHORI, TEHSIL & DISTT SHIGAR (GILGIT-BALTISTAN)	56.16	31	14.803
Govt Higher Secondary School Ghowari, Distt Ghanche (Gilgit- Baltistan)	43.90	21	14.096
Govt Higher Secondary School Partuk, Distt Ghanche, (Gilgit- Baltistan)	43.60	30	7.527
Govt Higher Secondary School, Tallu, Tehsil Roundu, Distt. Skardu (Gilgit-Baltistan)	63.56	32	10.299
Govt Inter College for Boys Yasin Distt Ghizar (Gilgit-Baltistan)	53.10	127	10.555
Govt Inter College for Girls, Tehsil Yasin, Distt Ghizer (Gilgit-Baltistan)	54.67	247	11.789
Govt Inter College Harespo Nagar, Distt. Nagar (Gilgit-Baltistan)	51.34	251	9.618
Govt Inter College Kharmang, Tehsil & Distt. Kharmang (Gilgit-Baltistan)	54.84	43	10.463
Govt Inter College, Khaplu	52.32	134	11.411
Govt Shaheed Benazir Bhutto Inter College, Gamba, Skardu (Gilgit-Baltistan)	49.43	84	12.109
Govt. Degree College for Boys, Minawar, Gilgit (Gilgit-Baltistan)	48.08	352	11.240

Institute	Mean Percentage Marks	Number of Students	Std. Deviation
H. H Sheikh Rashid Al-Makhtoum Pakistan School, Dubai, U.A.E	58.55	83	16.403
Hamza Army Public School & College (Boys), Shahrah-e-Stadium, Rawalpindi.	73.63	612	17.578
Harvard College of Commerce and Sciences, Main Peshawar Road, Rawalpindi	81.60	184	13.848
Hasegawa Memorial Public School and College, Karimabad, Distt. Hunza (Gilgit-Baltistan)	66.64	11	14.995
HCCS Educational System (A Project of Zareena Foundation), Main Peshawar Road, Rawalpindi Cantt	76.26	301	14.713
High Flyers School & Degree College, Jutial, Gilgit (Gilgit-Baltistan)	38.88	8	4.190
Hira Public School & College, Lane No.3, Gulistan Colony, Rawalpindi Cantt.	48.45	11	11.449
HITEC School and College for Boys, Taxila Cantt.	68.52	210	16.276
HITEC School and College for Girls, Taxila Cantt.	80.39	195	14.177
Hunza Public School & Degree College, Aga Khanabad, Aliabad Hunza (Gilgit-Baltistan)	60.32	57	12.850
I.T.M College of Commerce, 4-College Road, Sargodha.	48.38	8	10.690
ILM College Islamabad, CH. Bahadar Khan Complex, Lehrar Road, Khanna Pul, Islamabad.	49.81	32	13.939
Indus College of Commerce, Lalazar Colony, The Mall, Wah Cantt.	42.76	21	7.169
Indus College of Science & Commerce, Dhamial Campus, Opp Friend CNG Chakri Road, Rawalpindi	54.48	66	11.348
Institute of Islamic Sciences, Satra Meel, (F.A), Islamabad	80.45	92	7.268
International Islamic University Islamabad School, Opp Gate 1, DHA Phase-II, Main G.T.Road, Islamabad	82.00	1	.
International Islamic University School and College , Chak Shahzad Campus, Islamabad	48.08	12	7.810
INTERNATIONAL SCHOOL OF PAKISTAN, P.O.BOX: 19038, KHAITAN, KUWAIT	64.64	108	16.815
Iqra Army Public School & College, Tarbela Cantt.	70.88	101	15.022
Iqra Army Public School and College, Command and Staff College, Quetta.	55.38	8	12.443
Iqra International School & College, Housing Scheme, Rawalakot, AJK	75.56	16	19.211
Islamabad Career College, Kiyani Road, Athal Chowk, Bhara Kahu, Islamabad	56.03	95	17.710
Islamabad College for Boys, G-6/3, Islamabad	59.29	481	16.491
Islamabad College for Girls, F-6/2, Islamabad	71.24	453	15.169
Islamabad College of Management and Commerce, Dhamial Camp, Rawalpindi	60.15	81	13.924
Islamabad College of Science and Commerce, Murree Road, Bhara Kahu, Islamabad	50.96	25	9.960
Islamabad College of Sciences, Housing Scheme, Main Bank Road Near Children Park, Rawalakot, AJK	44.57	7	4.860
Islamabad Model College for Boys, Bhara kau (F.A.), Islamabad	50.88	74	11.311
Islamabad Model College for Boys, Chak Shehzad (F.A.), Islamabad	54.19	43	13.466

Institute	Mean Percentage Marks	Number of Students	Std. Deviation
Islamabad Model College for Boys, F-10/3, Islamabad	51.90	165	14.215
Islamabad Model College for Boys, F-10/4, Islamabad	48.19	487	11.330
Islamabad Model College for Boys, F-11/1, Islamabad	44.79	66	10.302
Islamabad Model College for Boys, F-11/3, Islamabad	46.35	68	8.892
Islamabad Model College for Boys, F-7/3, Islamabad	60.29	180	17.094
Islamabad Model College for Boys, F-8/4, Islamabad	64.83	225	16.393
Islamabad Model College for Boys, G-10/4, Islamabad	61.23	214	18.791
Islamabad Model College for Boys, G-11/1, Islamabad	50.16	89	14.704
Islamabad Model College for Boys, G-6/2, Islamabad	52.92	100	12.146
Islamabad Model College for Boys, G-7/2, Islamabad	45.83	46	9.127
Islamabad Model College for Boys, G-9/4, Islamabad	59.48	31	16.303
Islamabad Model College for Boys, H-9, Islamabad	48.47	509	12.607
Islamabad Model College for Boys, I-10/1, Islamabad	58.60	189	16.943
Islamabad Model College for Boys, I-8/3, Islamabad	58.66	108	17.597
Islamabad Model College for Boys, Jaba Taili (F.A), Islamabad	50.82	22	10.340
Islamabad Model College for Boys, Nilore (F.A.), Islamabad	45.00	6	10.991
Islamabad Model College for Boys, Pind Begwal (F.A.), Islamabad	46.13	23	10.831
Islamabad Model College for Boys, Rawat, Islamabad	44.34	86	8.390
Islamabad Model College for Boys, Street No. 17, I-10/1, Islamabad	54.30	105	14.628
Islamabad Model College for Boys, Tarnol (F.A), Islamabad	50.56	39	10.669
Islamabad Model College for Girls (I-X), Kirpa, (F.A.), Islamabad	63.47	17	11.512
Islamabad Model College for Girls (Post Graduate), F-7/2, Islamabad.	73.16	692	14.392
Islamabad Model College for Girls (Post Graduate), F-7/4, Islamabad	63.00	666	13.617
Islamabad Model College for Girls (Post Graduate), G-10/4, Islamabad	59.46	638	13.685
Islamabad Model College for Girls, Bhara Kau, Islamabad	60.75	412	13.375
Islamabad Model College for Girls, Chirrah (F.A.), Islamabad	61.35	23	10.603
Islamabad Model College for Girls, F-10/2, Islamabad	63.52	362	14.078
Islamabad Model College for Girls, F-7/4, Islamabad	64.22	220	15.014
Islamabad Model College for Girls, F-8/1, Islamabad	58.30	124	13.592
Islamabad Model College for Girls, G-10/2, Islamabad.	70.34	130	15.154
Islamabad Model College for Girls, G-6/1-4, Islamabad	56.93	417	12.210
Islamabad Model College for Girls, G-8/4, Islamabad	51.32	98	10.143
Islamabad Model College for Girls, G-9/2, Islamabad	59.53	114	13.114
Islamabad Model College for Girls, Golra (F.A.), Islamabad	67.43	30	14.051
Islamabad Model College for Girls, Herdogher (F.A.), Islamabad	53.18	50	7.682
Islamabad Model College for Girls, Humak (F.A.), Islamabad.	57.33	458	12.992
Islamabad Model College for Girls, I-10/4, Islamabad	65.56	294	14.618

Institute	Mean Percentage Marks	Number of Students	Std. Deviation
Islamabad Model College for Girls, I-14/3, Islamabad	57.50	216	14.712
Islamabad Model College for Girls, I-8/3, Islamabad	57.75	386	12.638
Islamabad Model College for Girls, I-8/4, Islamabad	67.27	163	14.636
Islamabad Model College for Girls, I-9/1, Islamabad	63.33	42	14.509
Islamabad Model College for Girls, Jagiot (F.A.), Islamabad	66.55	22	9.049
Islamabad Model College for Girls, Korang Town, Islamabad	64.52	137	14.734
Islamabad Model College for Girls, Kot Hathial (F.A.), Islamabad	54.78	41	10.260
Islamabad Model College for Girls, Malpur (F.A.), Islamabad	49.86	7	7.058
Islamabad Model College for Girls, NHC (F.A.), Islamabad	63.91	53	12.789
Islamabad Model College for Girls, Nilore (F.A.), Islamabad	58.41	92	11.952
Islamabad Model College for Girls, Punjgran (F.A.), Islamabad	63.64	162	14.102
Islamabad Model College for Girls, Quaid-e-Azam University Colony, G-5, Islamabad	60.03	29	13.505
Islamabad Model College for Girls, Rawal Town (F.A.), Islamabad	48.47	15	9.523
Islamabad Model College for Girls, Rawat (F.A.), Islamabad	54.46	172	10.181
Islamabad Model College for Girls, Shah Allah Ditta (F.A.), Islamabad	49.43	14	11.467
Islamabad Model College for Girls, Street No.25, F-6/2, Islamabad	68.17	267	15.387
Islamabad Model College for Girls, Tarlai (F.A.), Islamabad	60.28	114	11.051
Islamabad Model College for Girls, Thanda Pani (F.A.), Islamabad	66.81	67	10.878
Islamabad Model College of Commerce for Girls, F-10/3, Islamabad.	54.19	178	11.969
Islamabad Model Post Graduate College of Commerce, H-8/4, Islamabad	51.38	675	11.974
Islamabad Model Postgraduate College, H-8, Islamabad	50.50	554	13.366
Islamabad Science School & College, Sciential Campus, 23, Sector H-11/4, Islamabad	59.30	23	13.789
Jahangir Shaheed FC Public School and College, Kohlu, Balochistan	73.29	7	13.659
Jamia Tul Mohsanat, Khayam Town, Sector H-13, Islamabad	71.00	16	13.847
Jawahar Al Riyadh International School, Riyadh-11445, Saudi Arabia	81.75	8	14.868
Jinnah College, A-5, Quaid Avenue, Lala Rukh, Wah Cantt	48.41	17	6.433
Jinnah Education System C/O Gulshan Colony, CPO No. 177, Taxila Cantt	76.68	151	14.774
Jinnah Model School and College, Koral, (F.A.), Islamabad	47.19	21	7.174
Jinnah Muslim College of Commerce, Aabpara Market, Islamabad.	49.36	25	7.905

Institute	Mean Percentage Marks	Number of Students	Std. Deviation
Jinnah Muslim School and College, Tarlai (FA), Islamabad.	48.90	61	12.760
Jinnah Public School & College, Satellite Town, Skardu (Gilgit-Baltistan)	70.84	45	13.524
Joint Staff Public School and College, Chaklala, Rawalpindi Cantt.	82.08	118	13.135
Karlot Residential College, Bhara Kahu, (F.A), Islamabad	60.96	57	15.622
Kauthar College for Women, 168 Faiz Ahmad Faiz Road, H-8/2, Islamabad	86.12	57	9.293
Khaplu Public School, Khaplu, District Ghanche, Gilgit-Baltistan	56.60	42	13.791
Khubaib College, Rara, Muzaffarabad, Azad Kashmir	56.40	5	19.204
KIPS College Islamabad, Metropolitan Plaza, G-9 Markaz, Islamabad.	63.99	364	18.825
KORT School & College of Excellence, Jatlan Road, Akhter Abad, Old Jarikas, Mirpur AJK	64.11	9	10.588
KRL Model College for Boys, Kahuta, Rawalpindi	63.98	137	14.308
KRL Model College for Girls, P.O Sumbalgah, Tehsil Kahuta, Distt. Rawalpindi	74.75	118	14.149
Lahore Grammar School, B-38, The Mall, Officers Colony, Wah Cantt	82.94	31	15.616
Makkah Intermediate Science College, Makkah Complex, Talagang, Chakwal	57.40	5	15.678
Manjaanbazam Cadet College, Barotha, Teh& Distt. Attock Punjab	54.97	76	12.416
Manjanbazam Cadet College Ghazi Campus, Tarbela Tehsil Ghazi, Distt. Haripur	64.18	214	11.913
Mari Petroleum Higher Secondary School, MGCL Colony, Daharki, Distt. Ghotki, Sindh	70.89	9	16.412
Mehran Degree College (Campus-II), College Road Rawat, Islamabad.	67.90	102	15.120
Mehran Degree College, near Chamber Mor, G.T. Road, Rawat, Islamabad	53.88	99	13.532
Metropolitan Graduate College Skardu, Hasnain Nagar, Near Alamdar Chowk, Skardu	57.47	66	11.065
Midcity Educators (School & College), Hassan Colony Chowk, Skardu (Gilgit-Baltistan)	52.89	54	13.686
Milestone College System, 19, Harley Street, Rawalpindi.	63.69	216	17.111
Military College Jhelum, Sarai Alamgir	84.98	124	9.516
Military College, Murree	84.76	117	9.252
MILLAT COLLEGE FOR GIRLS, 51-B, TULSA CHOWK, LALAZAR, RAWALPINDI	57.78	23	11.954
Minhaj Model College, Near Madina Town, Kamra Cantt	60.00	17	13.505
Model Dini Madrasah for Girls, Block No.3, Sector I-14, Near Haji Camp, Islamabad	63.42	12	17.722
Modern College Of Commerce & Science, (MCCS), Sadiq Lane Range Road, Rawalpindi Cantt.	60.21	62	13.015
Modern College of Commerce and Sciences, Lalkurti, Rawalpindi Cantt.	58.07	165	12.280
Muhammad Ali Post Graduate College, Defence Officers Colony, Fateh Jang Chowk, Attock Cantt	52.79	61	12.418

Institute	Mean Percentage Marks	Number of Students	Std. Deviation
Mukhtar College of Commerce, Main Murree Road, Bhara Kahu, Islamabad	48.00	20	10.603
Muslim College of Commerce, Lehterar Road, Ali Pur (F.A), Islamabad	51.29	45	12.400
Muslim College of Management and Sciences, Lethrar Road, Tramari Chowk, F.A., Islamabad	51.47	103	13.057
Nagar Academy Chalt, Tehsil Skandarabad, (Gilgit-Baltistan)	53.26	61	9.506
Nasir Foundation College, 430/7, Peshawar Road, Rawalpindi Cantt	62.39	74	16.120
National College of Commerce And Computer Sciences, Behind National Bank, Jutial Gilgit, (Gilgit Baltistan)	53.38	42	12.758
National Special Education Centre for Hearing Impaired Children, H-9/4, Islamabad	73.22	54	5.386
National Textile Institute, Lane No.7, Main Park Road, Chak Shahzad, Islamabad	64.00	17	9.611
New Cambridge School and College System, 26 Area, Gudwal, Wah Cantt.	43.00	2	8.485
New Pakistan International School, Block # 9, Street Surraqa Bin Malik, Hawally, Kuwait	52.44	16	13.971
New Rawalpindi Grammar College, Lakhan, , Dhamial Camp, Rawalpindi.	48.95	156	10.266
Nims College for Boys and Girls, 03 Main commercial market, Bharakahu Islamabad	49.17	36	13.144
Nisar Model College, Street No. 23, Kamalabad, Rawalpindi Cantt	51.08	26	10.881
Nishat Degree College, Lehtrar Road, Khanna Pul, Islamabad	45.84	49	10.304
Noor College for Women, Anwar Street, TenchBhata Road, Rawalpindi.	70.00	9	10.137
NULL	56.88	10810	16.730
Omer Bin Al Khattab Pakistan Islamia Higher Secondary School, Ajman, U.A.E	62.52	25	15.893
OPF Boys College, H-8/4, Islamabad	62.99	168	16.617
OPF Girls College, F-8/2, Islamabad	75.50	207	15.160
Oriental College of Science and Commerce, Near Dar-ul-Aman, Officer Colony, Tehsil & Distt. Attock	48.36	47	11.511
PACE College, Peshawar Road, Rawalpindi Cantt.	56.14	66	14.367
PAEC Model College for Boys, Chashma, Mianwali	67.69	112	17.185
PAEC Model College for Girls, Chashma, Mianwali	74.68	123	14.837
PAEC Model College, Nilore (F.A), Islamabad	66.19	234	15.737
PAF College, Lower Topa Murree	72.76	51	13.693
Pak Land Public School, Peshawar Road, Naseerabad, Rawalpindi Cantt	61.80	15	15.589
PAK SHAMAA SCHOOL & COLLEGE, Mesaimmer Area, St No. 867, P. O Box No, 22579, Doha, Qatar	67.13	40	17.512
Pak-Turk Maarif International School and College, 3 Park Road, Near Tarlai (F.A), Islamabad	68.80	144	17.934
Pak-Turk Maarif International Schools & Colleges, plot 87-88, Faiz Ahmad Faiz Road, H-8/1, Islamabad	80.69	95	15.014

Institute	Mean Percentage Marks	Number of Students	Std. Deviation
Pakistan College, Ruwi, P.O Box; 987, Ruwi, Postal Code: 112, Muscat, Oman	63.40	78	17.111
Pakistan Education Academy, P.O Box 621, Dubai, U.A.E	60.47	78	15.576
PAKISTAN EMBASSY COLLEGE BEIJING No.1, DONGZHIMENWAI, DAJIE, SANLITUN, BEIJING, CHINA	59.60	5	15.437
Pakistan Embassy School and College, Tehran, Iran	52.00	1	.
Pakistan Embassy School, P.O. Box 12213 Dahara, Tripoli, Libya	48.76	21	12.601
Pakistan Embassy School, P.O.Box No. 5307, Benghazi, Libya	52.47	15	9.125
Pakistan English School and College, Jleeb Al-Shuyoukh, Kuwait	56.84	44	15.936
Pakistan International School, (Pakistan Section), P.O Box.1439, Al-Khobar-31952, Saudi Arabia	60.18	111	16.027
Pakistan International School, Al-Jubail 31951, (Saudi Arabia)	73.15	40	18.554
Pakistan International School, Al-Qassim, Buraydah, P. O Box. 27112, Buraydah Saudi Arabia	67.83	23	17.701
Pakistan International School, P. O Box: 10911, Al Hasa 31982, Saudi Arabia	52.22	9	15.222
Pakistan International School, P.O Box; 476, Al-Taif, Saudi Arabia	61.20	25	16.842
Pakistan International School, P.O.Box 1930, Doha, Qatar	69.19	141	14.612
Pakistan International School, Riyadh 11481, (Saudi Arabia)	61.16	213	17.315
Pakistan International School, Taj Al-Deen, Al Makki Azizyah, P.O Box. 7436, Jeddah 21462, Saudi Arabia	61.09	301	15.788
Pakistan Islamia Higher Secondary School, P.O Box;1145, Ajman, U.A.E	64.45	102	12.861
Pakistan Islamia Higher Secondary School, Ras-Al-Khaima, U.A.E	58.38	32	14.513
Pakistan Islamia Higher Secondary School, Sharjah, U.A.E	63.52	130	15.626
Pakistan Islamia School, Al-Faseel, Fujairah, U.A.E.	69.00	19	11.210
Pakistan School and College, P.O Box.3030 Safat, Postal Code, 22031(Salmiya), Block No. 14, Kuwait	56.49	88	14.919
Pakistan School, P. O Box; 5952, Manama, Bahrain	60.95	152	13.865
Pakistan School, P. O Box; 935, 211, Salalah, Oman	70.66	41	16.575
Pakistan School/College Musannah, Al-Qarat, P.O.Box 164, P.C. 314, Al-Muladha, Sultanate of Oman	66.75	24	19.084
Pakistan Sweet Home College, Main G.T Road, Sohawa, Jhelum	86.13	31	12.447
Pakistan Urdu School, Isa Town, Bahrain	62.09	116	15.346
Pakistani Islamic Private School, L.L.C., Al-Ain, Abu Dhabi, U.A.E.	54.27	33	13.345
PAMIR PRIVATE SCHOOL, SHARJAH, UAE	63.00	5	17.029
PBF International College (PBC Campus) H-9, Islamabad	40.78	9	5.869
Pearl Chanab College, Qazi Plaza, Tramri Chowk, Islamabad	56.27	114	15.242
Pepperdine for Advanced Studies, Link Road, Satellite Town, Skardu	60.47	30	17.433

Institute	Mean Percentage Marks	Number of Students	Std. Deviation
PIES School & College, House No.02, Street No.38, G-6/2, Islamabad.	47.36	36	9.781
Polymathic Education System, H.No 57, St. 18, Block-C, Pak PWD Housing Society, (F.A.) Islamabad	51.00	4	9.345
Prince Salman College of Professional Education, Frash Town Lehtrar Road (F.A) , Islamabad.	54.17	332	14.539
Princess Sultana Degree College for Women, Lehtrar Road, Frash Town, Islamabad.	63.73	157	13.835
Priston School & College System, Near Banazir Chowk, Hassnain Nagar, Skardu. (Gilgit-Baltistan)	51.64	28	14.051
Professional Institute of Management Sciences, New Lalarukh, Wah Cantt.	45.23	35	11.441
Progressive Model College of Commerce & Sciences, Peshawar Road, Rawalpindi Cantt	58.63	35	12.339
Public School and College, Jutial, Gilgit (Gilgit-Baltistan)	64.90	481	16.894
Public School and College, Sadpara Road, Skardu (Gilgit-Baltistan)	65.44	518	15.159
Punjab College Bhara Kahu, 17-Miles, (F.A.), Islamabad	60.38	426	16.563
Punjab College Campus of Hill House Boarding School, Plot No. 25, Sector H-11/4, Islamabad	77.59	791	16.818
Punjab College of Commerce, 661-Peshawar Road, Rawalpindi Cantt.	63.67	918	16.780
Punjab College of Excellence in Commerce, A-18, Quaid Avenue, Wah Cantt.	55.25	186	13.913
Punjab College of Excellence in Commerce, Plot No. 162, Near Jatyal Bridge Gate No. 2, Kamra Cantt	50.17	75	10.465
Punjab College of Information Technology for Women, 2-Khayaban-e-Saddiq, Sargodha.	85.26	73	12.853
Punjab College of Information Technology, G-6/1, Aabpara, Islamabad.	59.23	398	15.137
Punjab College of Science, 12-D West, Fazal-e-Haq Road, Blue Area, Islamabad	62.37	1192	18.027
Punjab College of Science, 2-Khayaban-e-Sadiq, Sargodha Cantt.	74.97	37	18.955
Punjab College, Attock Refinery Road, Opp. Ayub Park, Rawalpindi	64.73	1485	17.309
Punjab College, Opposite Askar Petrol Pump, Near Wah Garden Bridge, GT Road, Wah Cantt	54.64	182	13.763
PUNJAB DEGREE COLLEGE, MAIN RANGE ROAD, NEAR MISRIYAL CHOWK, RAWALPINDI	51.66	35	15.332
Punjab Superior College, Opposite Comsats University, G.T Road, Jamilabad, Wah Cantt	49.42	135	11.887
Quaid Science Academy and College, Lane 11 Quaid-E-Azam Colony, Dhamial Road, Rawalpindi Cantt	62.44	105	16.047
Quaid-e-Azam Public School and College, Lalazar, Wah Cantt	49.15	102	13.671
Quality School & College, Near PSO Petrol Pump, Misrial Road, Rawalpindi Cantt.	83.21	14	6.716
Quality School and College, N.K Ahmad Road, Near Anwar Chowk, POF's Sports Complex, Wah Cantt.	88.61	23	4.924

Institute	Mean Percentage Marks	Number of Students	Std. Deviation
Rawal Cadet College, Al-Mehruban Road, Tarlai Kalan, 45550, Islamabad	51.95	38	13.813
Rawalpindi Cantt College of Commerce, Rawalpindi Cantt.	45.78	85	9.781
Rawalpindi College of Commerce, 147-C, Murree Road, Rawalpindi.	49.76	33	12.935
Rawalpindi Institute of Arts and Design House No.8,Lane No.3, Gulistan Colony,Rawalpindi	72.00	2	8.485
Real Scholars Science College, Shahwali Colony, P.O.F. Wah Cantt	62.79	19	15.401
Red-C Institute of Engineering & Technology, Lehtrar Road, Islamabad	46.69	16	8.987
Republic University College, Republic Tower, Main G.T.Road, Opposite DHA-2 Gate-1, Islamabad	57.10	29	11.178
Rising Stars Model School and College, DhokeGujran, Misrial Road, Rawalpindi Cantt	48.89	44	12.114
Roots International Schools & Colleges (Wellington Campus), H-8/4, Islamabad.	51.25	332	13.863
Roots International Schools & Colleges, G.T. Road, Islamabad	52.54	109	13.833
Roots International Schools & Colleges, Gandhara Campus, Kohistan Enclave, G.T Road, Wah Cantt	60.24	131	13.721
Roots IVY International Schools, Sawan Camp. Rawalpindi	57.10	72	14.832
Saint Mary`s Academy, Tulsa Road, Lalazar, Rawalpindi	57.69	93	13.647
Saleem Nawaz Fazaia College, Masroor, Karachi	76.57	53	14.829
Sargodhian Spirit Trust Public School, Rashidabad Distt: Tando Allahyar Hyderabad, Sindh.	55.32	22	13.534
Scienta Vision College, I & T Centre, G-10/4, Islamabad	71.67	239	16.785
Sedna School & Degree College, Aliabad, Hunza, Distt. Hunza-Nagar (Gilgit-Baltistan)	52.52	27	12.971
Sedna School & Degree College, Zulfiqarabad, Jutial, Gilgit (Gilgit-Baltistan)	50.23	107	14.475
Sheffield College Bagh, Panyali Road, Opp. Numanpura, P.O.Box 30, Bagh (AJK)	52.62	13	11.376
Sheikh Khalifa Bin Zayed Arab Pakistan School, P.O Box; 46255, Abu-Dhabi, U.A.E	62.40	72	15.179
Sher Khan Shaheed APS & C, P.O. Hajira Tehsil Hajira, Distt. Poonch	68.43	7	15.640
Silver Oaks College of Leadership, 21 Civil Lines, Rashid Minhas Road, Rawalpindi.	73.05	22	12.572
Sir Syed Ahmad Khan Govt Boys Higher Secondary School No.1, Ghari Bagh, Near GPO, Gilgit- Baltistan	50.28	47	12.924
Sir Syed College, POF, Havelian Cantt, Distt. Abbottabad.	62.94	17	17.286
Sir Syed College, Wah Cantt.	67.10	233	14.062
Sir Syed Convent Higher Secondary School, Bait-e-Sada Colony, Misrial Road, Rawalpindi	43.90	31	9.652
Sir Syed High School & College, Campus-IV, Gadwal, Wah Cantt	60.03	92	13.107
Sir Syed Scholars College, P-42-44, Lane No. 2, New Lala Rukh, Wah Cantt	52.27	60	13.019

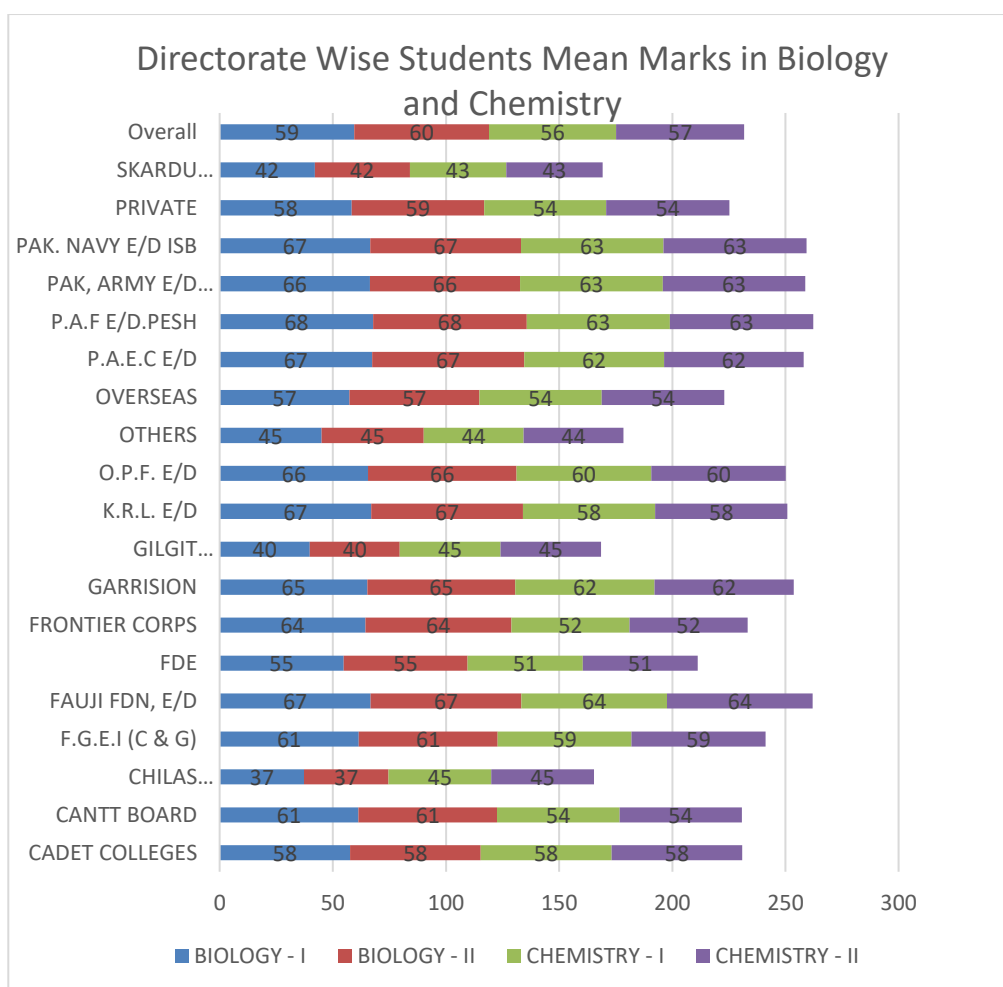
Institute	Mean Percentage Marks	Number of Students	Std. Deviation
Sir Syed School & College, Campus IX, Prime Minister Colony, Wah Cantt	58.06	47	14.011
Sir Syed School & College, Campus-5, Near Barrier No.1, Near Banni Baba Ziarat, POF, Sanjwal Cantt, Attock	54.00	7	13.976
Sir Syed Science College for Boys, Tipu Road, Rawalpindi.	56.23	113	14.785
Sir Syed Science College for Girls, Tipu Road, Rawalpindi Cantt.	65.24	160	15.727
SKANS International Islamic Schools, Near Faisal Colony, Peshawar Road, Golra More, Islamabad	63.90	10	14.177
Sky Higher Secondary School, Aliabad, Distt. Hunza-Nagar, (Gilgit-Baltistan)	62.23	81	13.254
Special Children Bahria College, Shangrilla Road, E-8, Naval Complex, Islamabad	65.75	8	13.112
SPS Education System, Attock Cantt	65.44	9	18.187
St Mary`s College, Mazhar Qayyum Road, Lalazar, Rawalpindi Cantt.	51.81	68	12.639
Standard Higher Secondary School, Mughalabad Road, Tench Bhatta, Rawalpindi Cantt.	67.90	62	11.040
STEPS College, Main G.T. Road, Soan Camp, Islamabad.	60.95	96	16.440
Superior College Islamabad, Swan Camp, G.T. Road, Islamabad.	59.57	376	16.459
Superior College, Ali Town, PAF Road, Mianwali	73.80	60	15.143
Superior Science School and College, Bahara Kau, Islamabad	76.00	1	.
Talent International School and College, P. O Box; 51729, Khamis Mushayt, Saudi Arabia	90.33	3	9.292
The AIMS School and College, Snobar Hill, 17-Meel, Murree Road, Islamabad	56.05	19	15.233
The Amarant School And College (TASC) Rehbar Colony Near HMC Taxila	85.17	6	7.360
The Creators College Of Science & Commerce, CB-28, Gulistan Colony, College Road, Abbottabad	51.82	11	11.089
The Hope College of Science & Commerce, Lalazar, Wah Cantt	57.17	130	16.048
The Hope Science School and College, Vero Road, Near Shamsabad Bus Stop, Tehsil Hazro District Attock	69.35	111	17.693
The Innova Academy, Naveed Shaheed Road, Zulfiqarabad, Gilgit (Gilgit-Baltistan)	51.31	32	12.797
The Learning Academy, Maliki Hat Amphari Danyor, Distt. Gilgit (Gilgit-Baltistan)	78.62	81	14.060
The National School and College, Pakistan Town, Islamabad.	51.64	94	13.453
The Pearl College of Commerce and IT, Ali Pur, Lehtrar Road, Islamabad	47.55	56	9.766
THE QUEST EDUCATION SYSTEM, NEW MORGAH ROAD RAWALPINDI	61.13	47	17.137
The Reader College, 262-A Khayaban-e-Sadiq, Sargodha.	72.10	41	17.294
The Roots High School & College, Roots Garden Schools (PVT) Limited, 98-Harley Street, Chaklala Cantt, Rawalpindi.	69.52	33	13.160

Institute	Mean Percentage Marks	Number of Students	Std. Deviation
The Scholars Science College, The Mall, Lala Rukh, Wah Cantt	72.30	959	17.597
The Superior Group of School and College, Chakri Road Quaid-e-Azam Colony, Chakri Road, Rawalpindi.	53.17	168	13.905
The Wah Hope College, Stadium Road, New Iari Adda, Fateh Jang.	70.50	10	10.814
United School System MC 28, Street 7, Phase 4A, Ghouri Town Islamabad	53.50	10	17.533
Unity Public School & College, Jamaat Khanna Bazar, Gilgit. (Gilgit-Baltistan)	64.28	192	15.041
Uswa College, Saif Ali Education Complex, Sihala (F.A), Islamabad	89.56	39	6.286
USWA Girls Public School and College, Imam Bargah, Kalan, Sukamadan, Skardu, (Gilgit-Baltistan)	75.70	100	16.796
Uswa Public School Village Ganish, P. O Karimabad, Tehsil Ali Abad, Hunza, (Gilgit-Baltistan).	55.39	31	15.017
USWA Public School & College, Yultar, Near General Bus Stand Skardu, Gilgit-Baltistan.	54.86	44	15.023
USWA Public School and College, Skardu (Gilgit-Baltistan)	66.46	50	14.490
Vectorial Public School and College, Near Girls High School No. 2, Khazana Road, Gilgit(Gilgit-Baltistan)	49.40	52	12.523
Viqar-Un-Nisa Noon Girls Higher Secondary Institute, Jahangir Road, Rawalpindi	71.86	36	13.130
W.S.S.O Mashal Degree College for Women, Wah Cantt.	67.79	495	14.375
Wah College of Accountancy, CB-15, Gudwal More, Wah Cantt.	52.70	689	13.900
Wah College of Accountancy, The Mall, Kamra Cantt	52.00	16	14.081
Wapda Cadet College, Tarbela Dam, District Haripur	72.83	46	8.139
WAPDA Higher Secondary School, Barotha Tehsil & District Attock.	52.92	24	12.628
WAPDA Higher Secondary School/ Intermediate College Mangla, WAPDA Left Bank Colony Mangla, Azad Kashmir	59.60	15	11.287
WISE School & College for Girls, Wah Model Town, Phase-I, G.T. Road, Wah Cantt	74.07	43	10.072
Women International School of Excellence (WISE), Nai Abadi, Bahara Kahu (F.A), Islamabad	56.82	17	13.418
Overall	63.11	80234	17.448

- The table shows that only 2 institutions got 90 % mean percentage marks out of 583 institutions in HSSC.
- Data shows that 39 institutions got mean marks at the range of 80%-89%
- Data further shows that 127 institutions got mean marks at the range of 70%-79%.

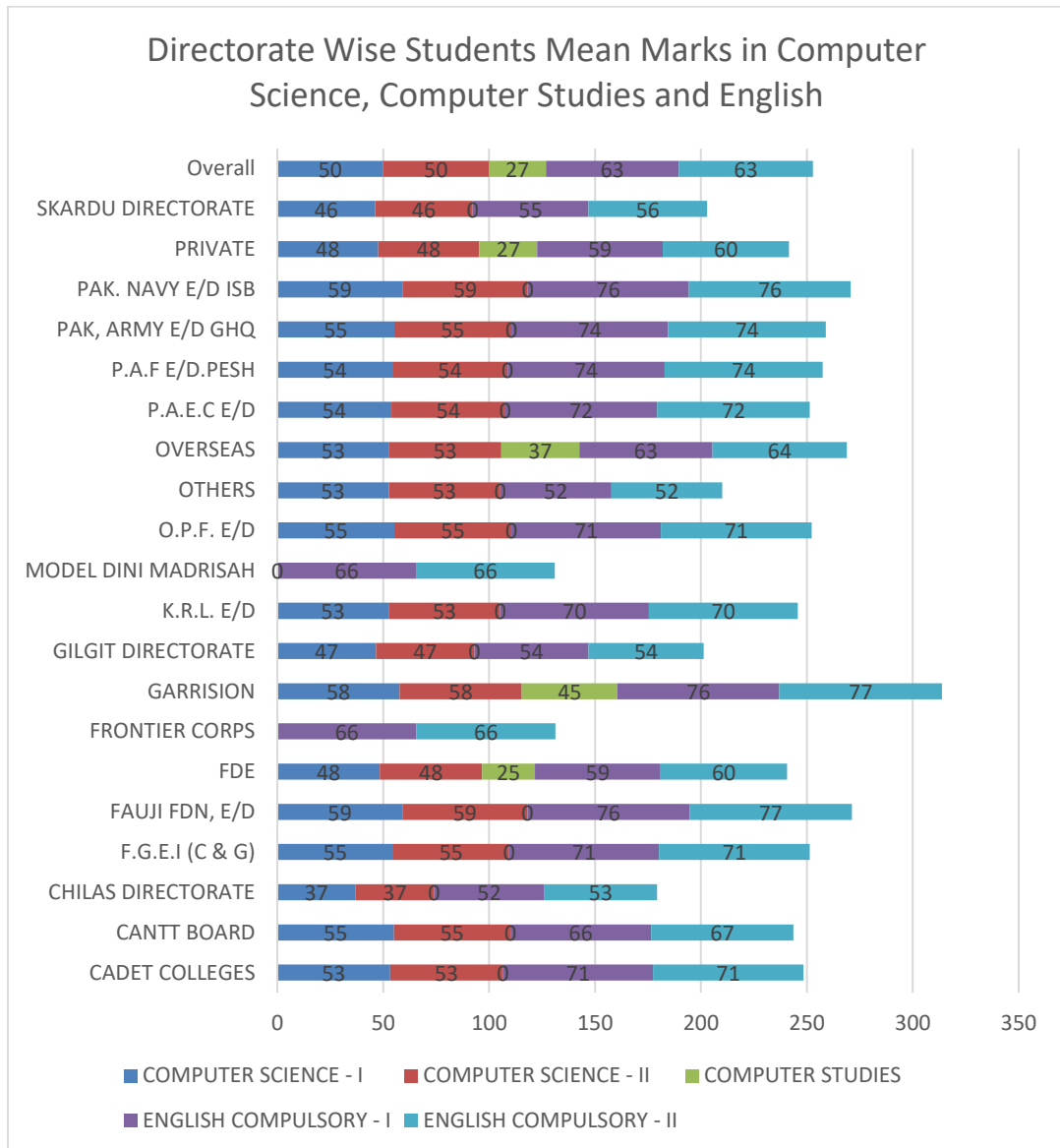
- The data further shows that 183 institutions got mean marks at the range of 60%-69%

4.2.1.9. Directorate Wise Students Mean Marks in Biology and Chemistry



- The graph shows that PAF Education directorate performed better in Biology-I and Biology-II as compared to their counterparts.
- Fauji Foundation directorate performed better in chemistry-I and Chemistry-II as compared to their counterparts.

4.2.1.10. Directorate Wise Students Mean Marks in Computer Science, Computer Studies and English



The graph shows that:

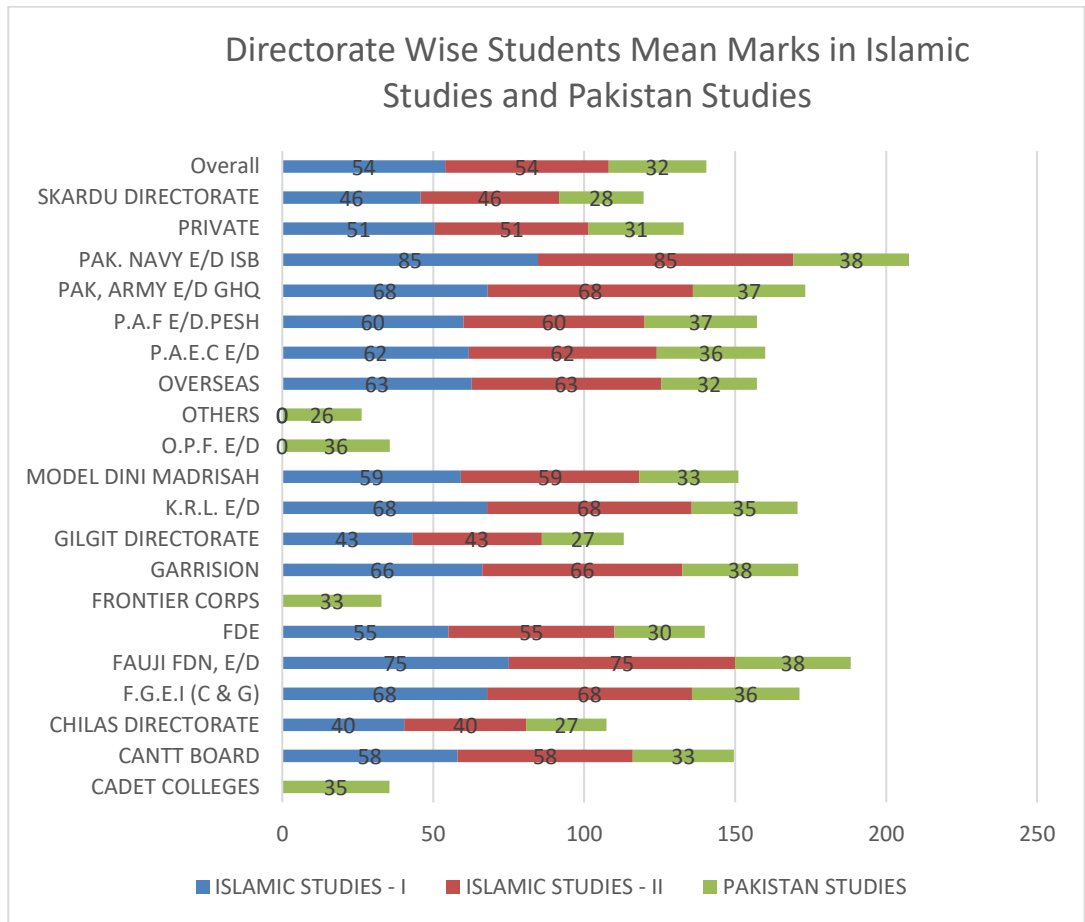
Pak-Navy and Fauji Foundation got maximum mean marks in Computer Science-I and Computer Science-II as compared to their counterparts.

Pak- Navy, Fauji Foundation and Garrison got maximum mean marks in English-I as compared to their counterparts.

Garrison and Fauji Foundation got maximum mean marks in English –II as compared to their counterparts.

Garrison directorate got maximum mean marks in computer studies as compared to their counterparts.

4.2.1.11. Directorate Wise Students Mean Marks in Islamic Studies and Pakistan Studies

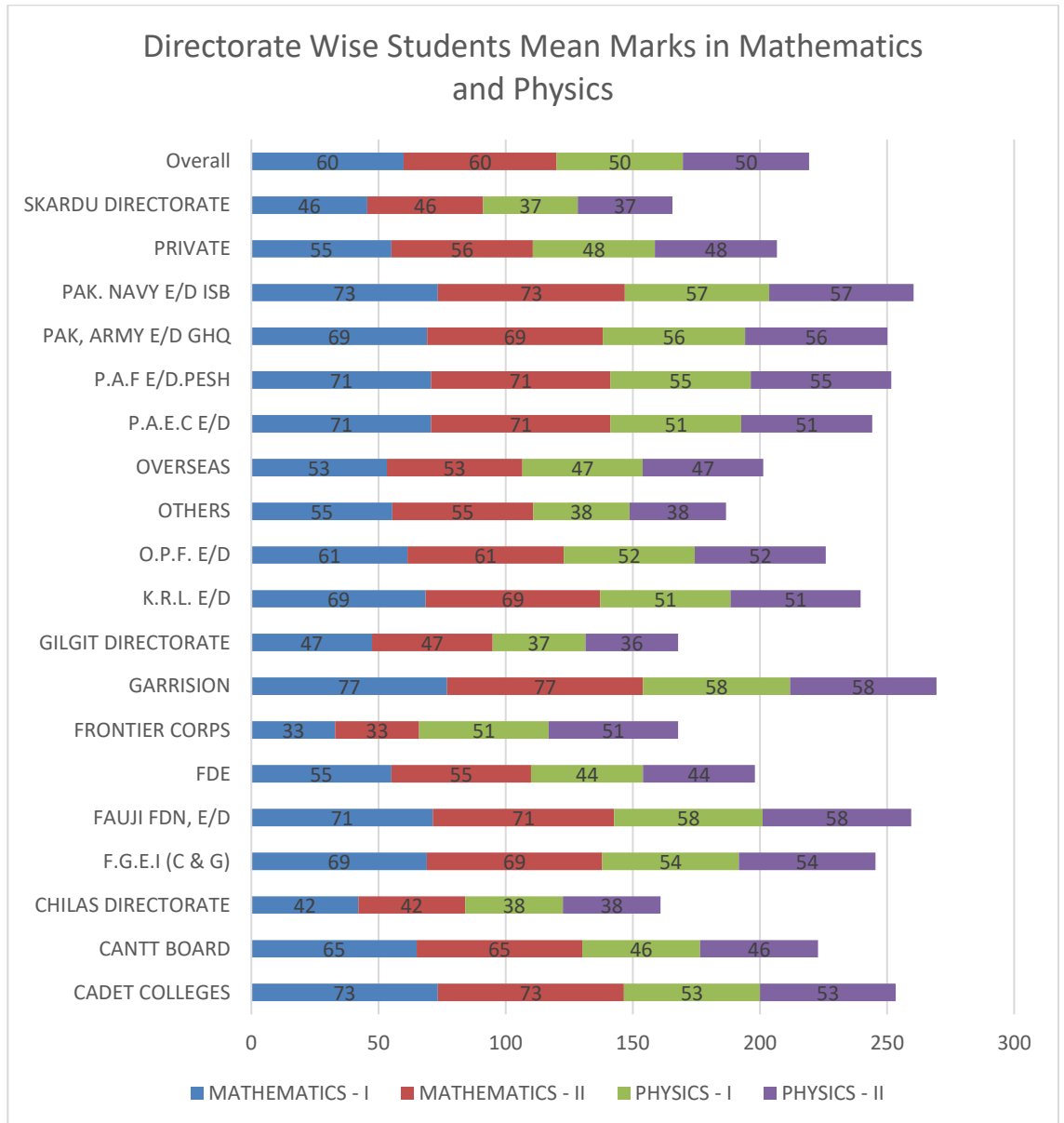


The graph shows that:

Pak-Navy got maximum mean marks in Islamic Studies-I and Islamic Studies-II as compared to their counterparts.

Pak- Navy, Fauji Foundation and Garrison got maximum mean marks in Pakistan Studies as compared to their counterparts.

4.2.1.12. Directorate Wise Students Mean Marks in Mathematics and Physics



The graph shows that:

Garrison directorate got maximum mean marks in Mathematics-I and Mathematics-II as compared to their counterparts.

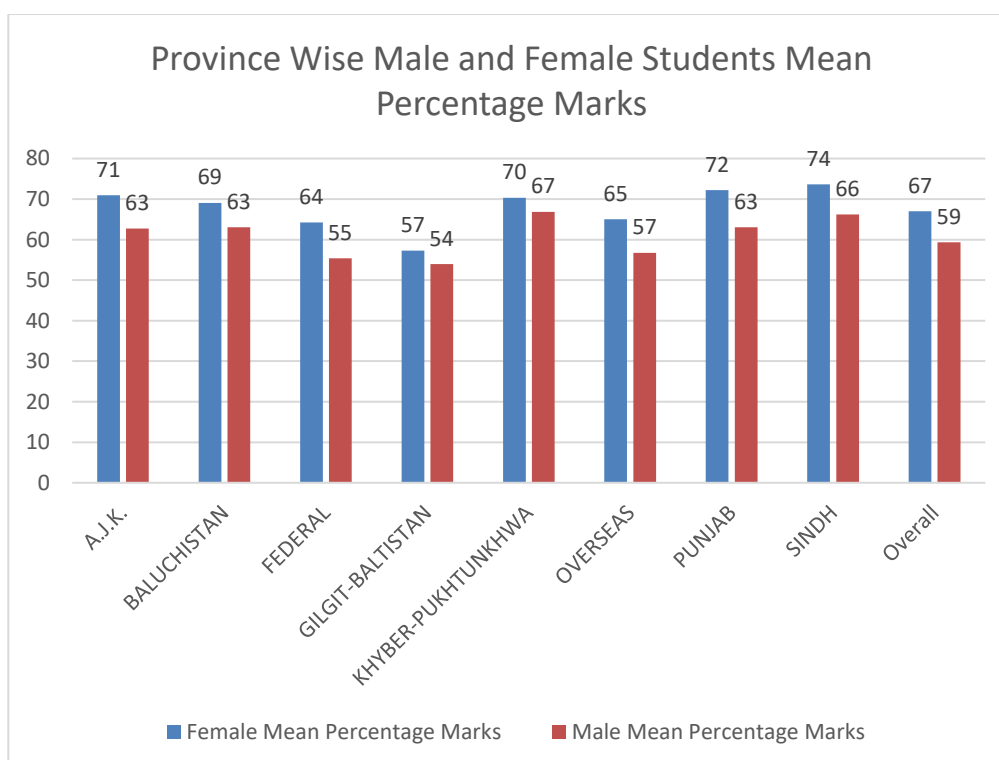
Garrison, Fauji Foundation directorates got maximum mean marks in Physics-I and Physics-II as compared to their counterparts.

4.2.1.13. Overall Male and Female Students Mean Percentage Marks

Gender	Mean Percentage Marks	Number of Students	Std. Deviation
FEMALE	67.00	39563	17.101
MALE	59.32	40671	16.944
Overall	63.11	80234	17.448

It is observed that in overall female students performed significantly better than male students. Although difference in the participation rate of both gender in the examination is not significant.

4.2.1.14. Province Wise Male and Female Students Mean Percentage Marks



Like wise in overall performance table of male and female, province wise too female performed better than their counterparts. In each province females are leading in their achievement as compared to counter parts. It is also encouraging that girls are almost same in participation ratio with their counterparts in HSSC level